



Maratha Vidya Prasarak Samaj's

**ARTS & COMMERCE COLLEGE, VADNER BHAIRAV**

Tal. Chandwad, Dist. Nashik, Pin – 423111

Affiliated to S.P.Pune University, Pune

(ID No-PU/NS/AC/142/2009)

ISO 9001 : 2015 Certified

Website – [www.vadnercollege.ac.in](http://www.vadnercollege.ac.in) E- Mail – [iqac.vadnercollege@gmail.com](mailto:iqac.vadnercollege@gmail.com)

#### 1.4.2 Feedback process of the Institution may be classified as follows:

Options:

- A. Feedback collected, analysed and action taken and feedback available on website
- B. Feedback collected, analysed and action has been taken
- C. Feedback collected and analysed
- D. Feedback collected
- E. Feedback not collected

Online feedback form : <https://vadnercollege.ac.in/student-corner/feedback/>

Feedback report analysis : <https://vadnercollege.ac.in/iqac/feedback-analysis/>

Action Taken Report : <https://vadnercollege.ac.in/action-taken-report/>

### Year wise feedback analysis report

**Report of Analysis of Feedback on Curriculum Collected From Different Stakeholders**

**Academic Year: 2019-2020**

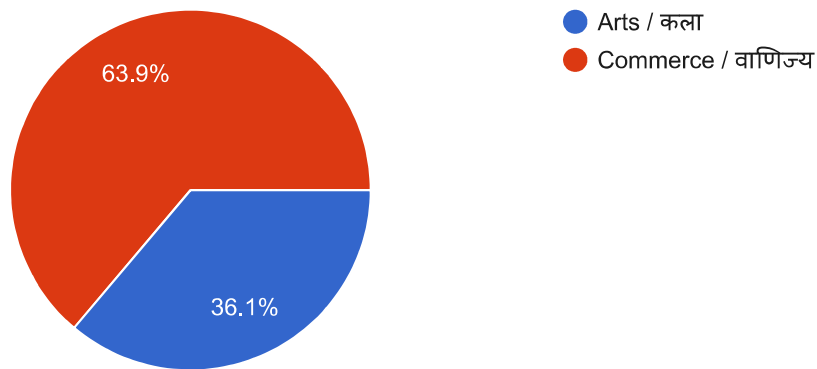
# Student's Feedback on Curriculum (अभ्यासक्रम बाबतचा अभिप्राय)

191 responses

[Publish analytics](#)

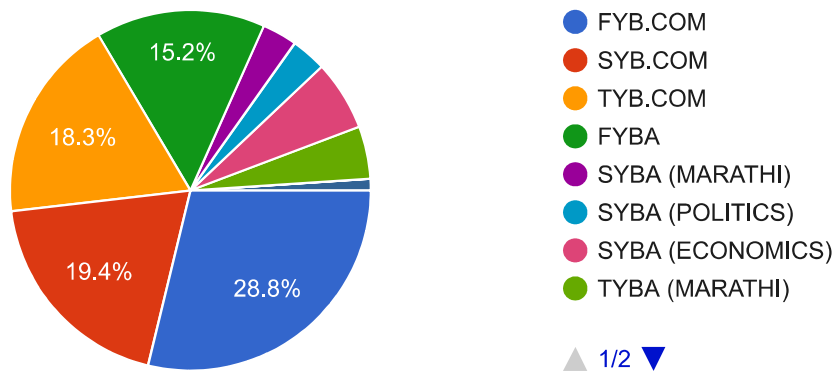
## Select your Stream / तुम्ही कोणत्या शाखेत शिकत आहात ?

191 responses



## तुम्ही सध्या शिकत असलेला वर्ग

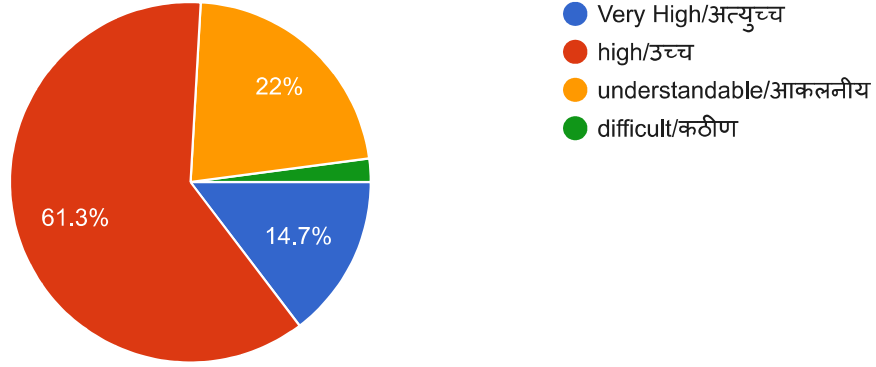
191 responses





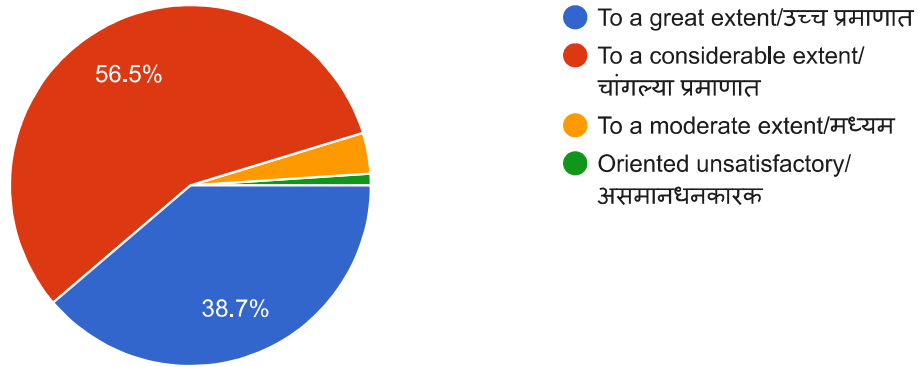
## 2. Depth of syllabus content is / अभ्यासक्रमाची खोली

191 responses



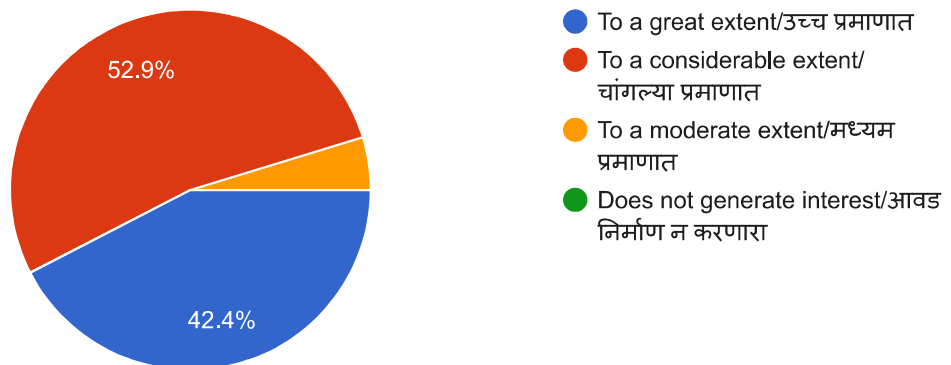
## 3. Whether syllabus is career oriented / अभ्यासक्रमाची व्यवसायाभिमुखता

191 responses



## 4. Does the syllabus generate interest ? / अभ्यासक्रम विद्यार्थ्यांमध्ये आवड निर्माण करणारा आहे का ?

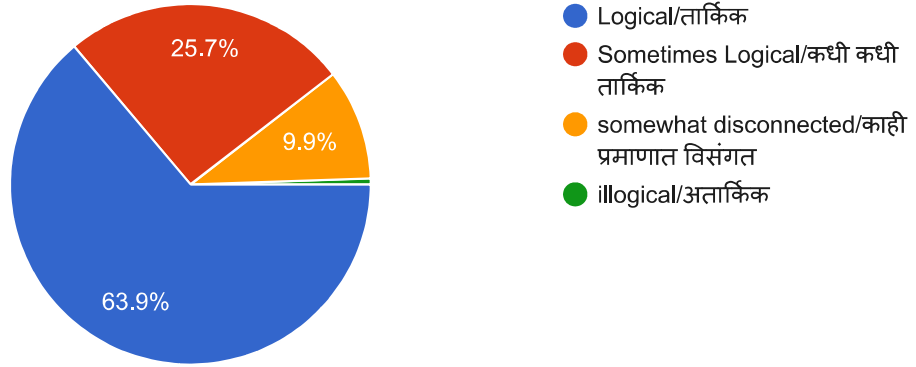
191 responses





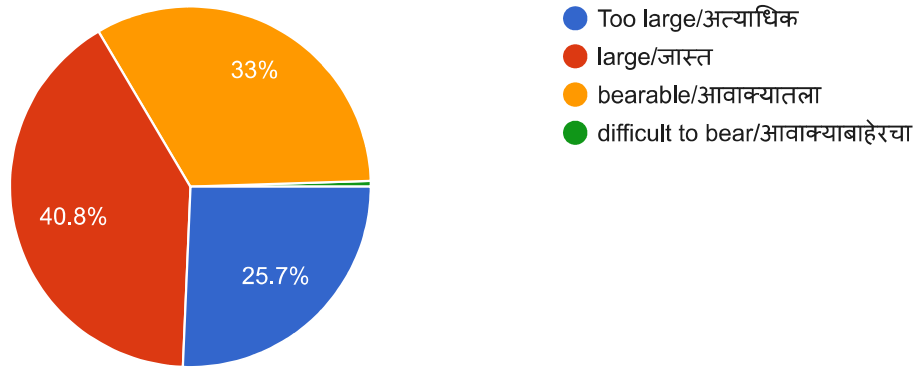
5. How do you rate the sequence of units in the syllabus ? / अभ्यासक्रमातील घटकांची जुळणी कशी आहे ?

191 responses



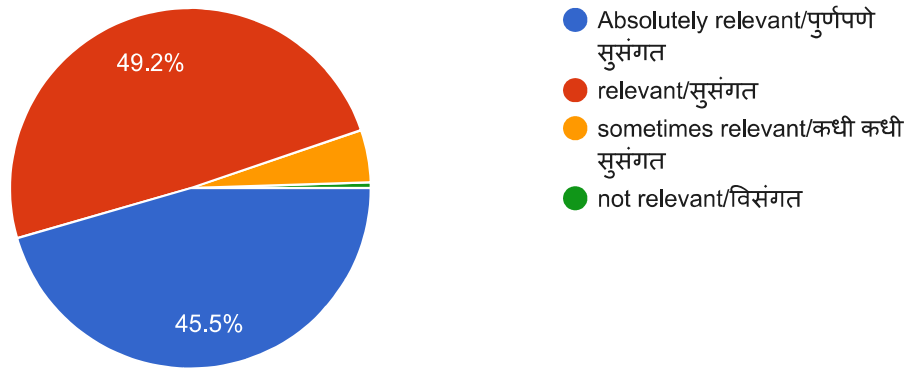
6. Rate the size of syllabus in terms of load on the student ? / अभ्यासक्रमाचा आवाका कसा आहे ?

191 responses



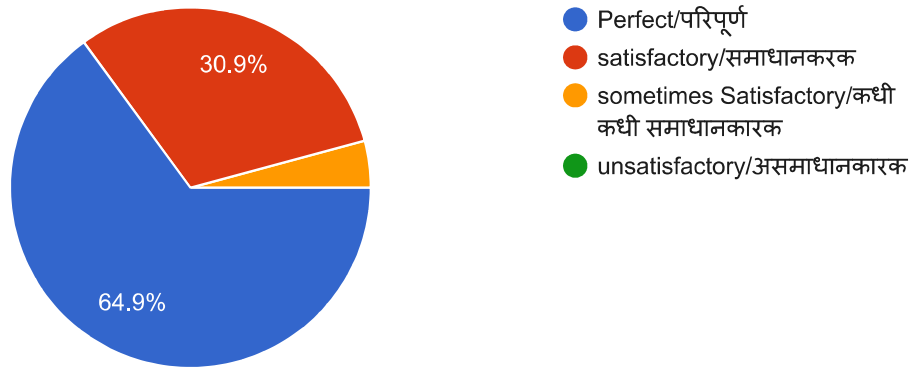
7. How do you rate the objectives stated and relevance to the course content ? / अभ्याक्रमातील घटक उद्दिष्टांशी सुसंगत आहे का ?

191 responses



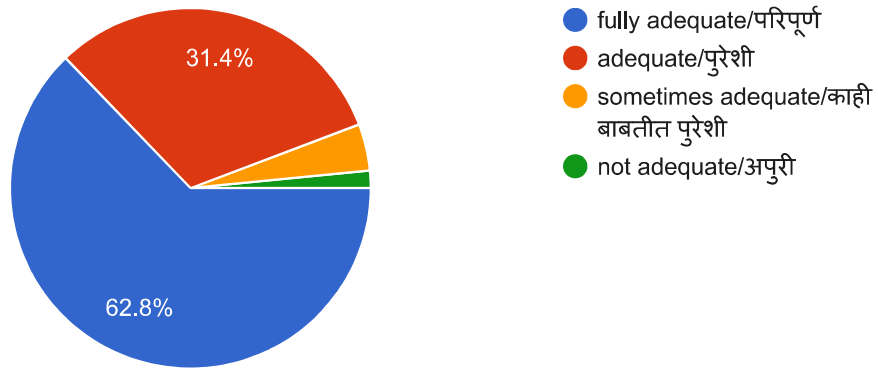
8. The internal evaluation system as it exists regarding syllabus is ? / अंतर्गत मुल्यमापन व्यवस्था कशा प्रकारची आहे ?

191 responses



9. What is your opinion about library holdings books for the syllabus of your course ? / अभ्यासक्रमाशी निगडित पुस्तके ग्रंथालयात उपलब्ध आहेत काय ?

191 responses



10. Any Suggestions (Either in Marathi or English) / अभ्यासक्रमा बाबत तुमची काही सुचना

140 responses

No

Nahi

Perfect syllabus

Nothing

नाही

अभ्यास क्रम हा खुप सोपा व सुटसुटीत आहे, लवकर समजतो.

Nahi

No

Nice syllabus

This content is neither created nor endorsed by Google. [Report Abuse](#) - [Terms of Service](#) - [Privacy Policy](#)

Google Forms



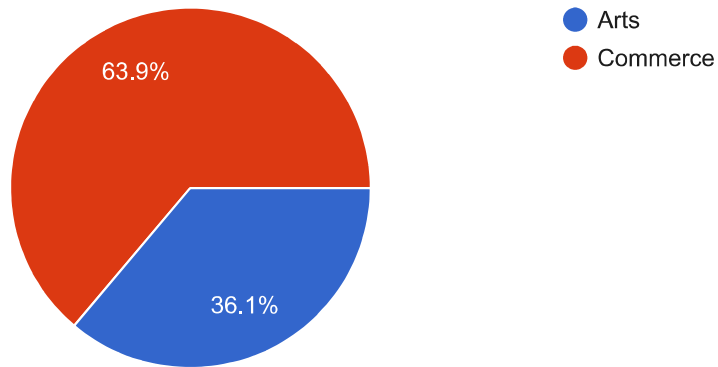
# Feedback About College

166 responses

[Publish analytics](#)

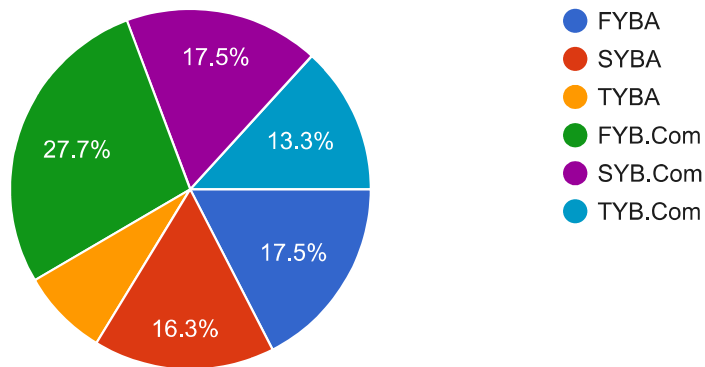
## Select Your Faculty

166 responses



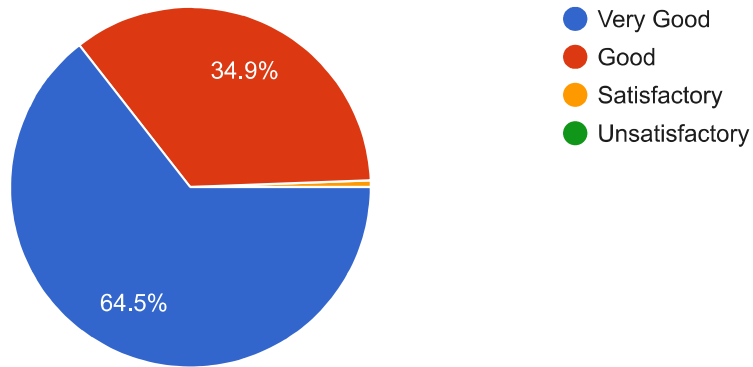
## Class

166 responses



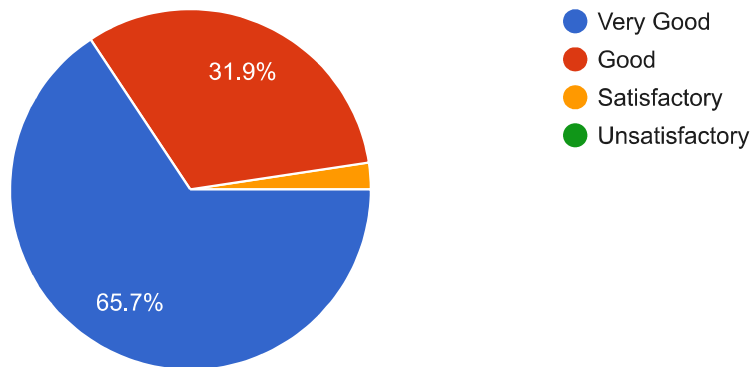
### 1. Convenience of College schedule (Time Table)

166 responses



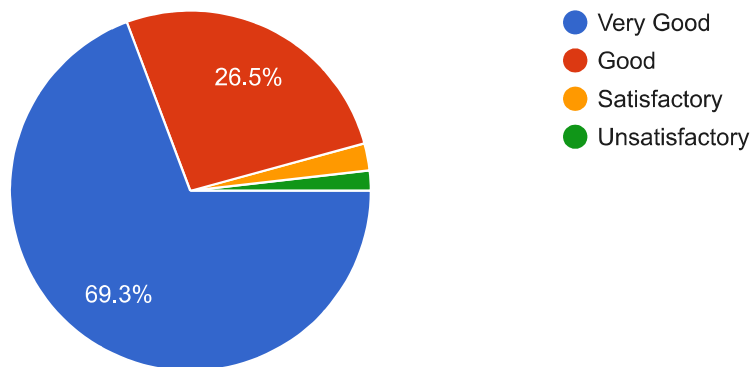
### 2. Helpfulness of the administrative office staff

166 responses



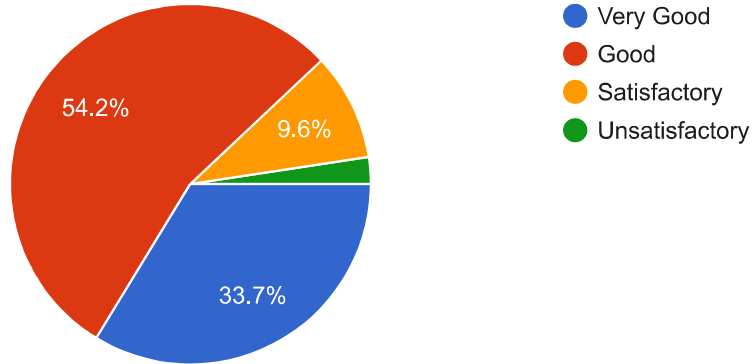
### 3. Library Facilities and Class rooms

166 responses



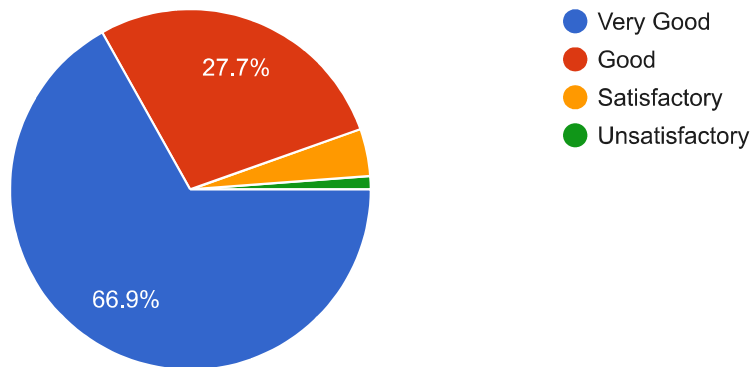
### 4. Computer and Internet facilities

166 responses



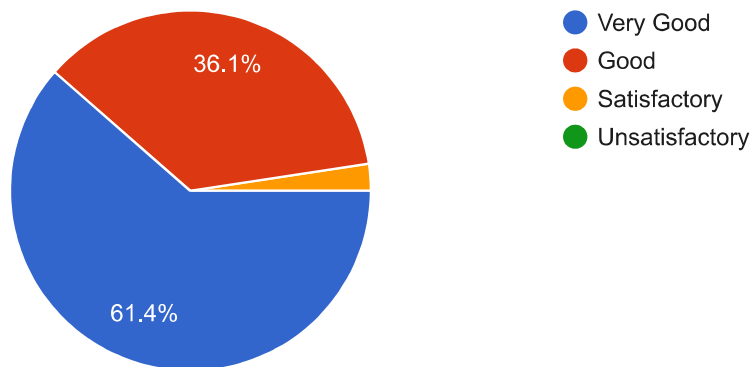
### 5. Functioning of N.S.S. and Other activities

166 responses



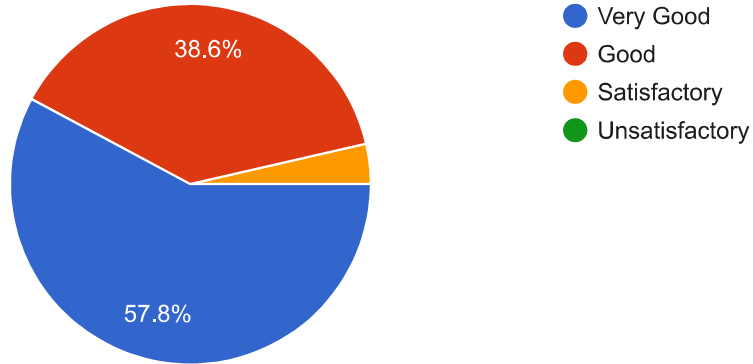
### 6. Cultural activities

166 responses



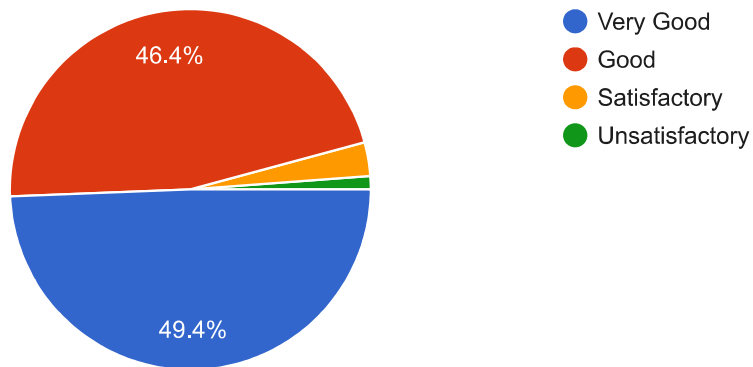
### 7. Extra-Curricular/Competitions/Student support activities

166 responses



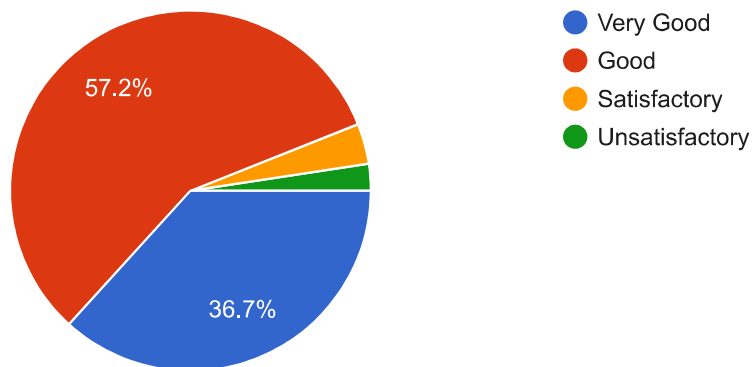
### 8. The practice of conduct the examinations

166 responses



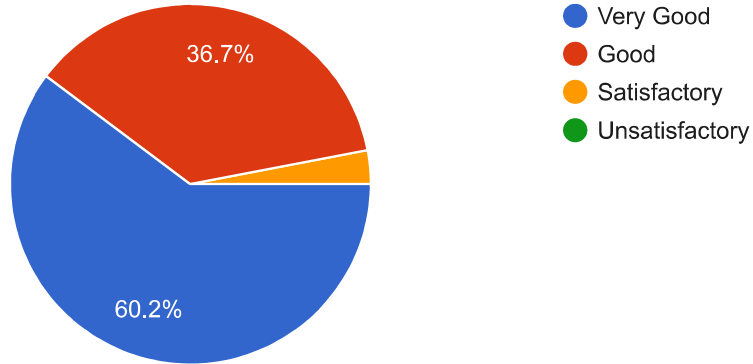
### 9. Mechanism to redress the grievances of students

166 responses



### 10. Overall experience of Our College.

166 responses



### 11. Any Other Suggestion

120 responses

- Sports
- Our teaching staff is good
- No
- No
- Sports facilities available
- Sports activities available in college
- No
- No Suggestions
- Sports activities available in my college
- Any other sports facilities are very good





## 12. Today's Date

166 responses

|          |                                     |
|----------|-------------------------------------|
| Jul 1999 | 23                                  |
| Nov 2000 | 10                                  |
| Apr 2001 | 30                                  |
| Jun 2019 | 2                                   |
| Jan 2020 | 6 2                                 |
| Feb 2020 | 6                                   |
| May 2020 | 2                                   |
|          | 1 44 2 20 3 6 4 3 5 18 7 2 8 9 22   |
| Jun 2020 | 10 22 11 2 12 2 13 3 14 2 15 2 16 3 |
|          | 18 21                               |
| Jul 2020 | 5                                   |
| Sep 2020 | 6 2                                 |
| Oct 2020 | 6                                   |

This content is neither created nor endorsed by Google. [Report Abuse](#) - [Terms of Service](#) - [Privacy Policy](#)

Google Forms



# Feedback from Teachers on Curriculum

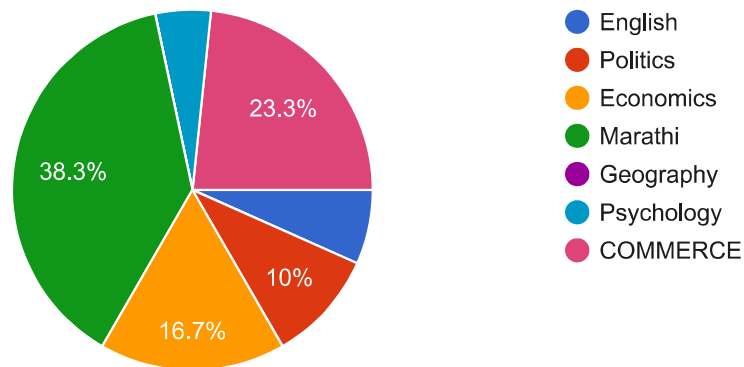
60 responses

[Publish analytics](#)

## A. Preliminary Information

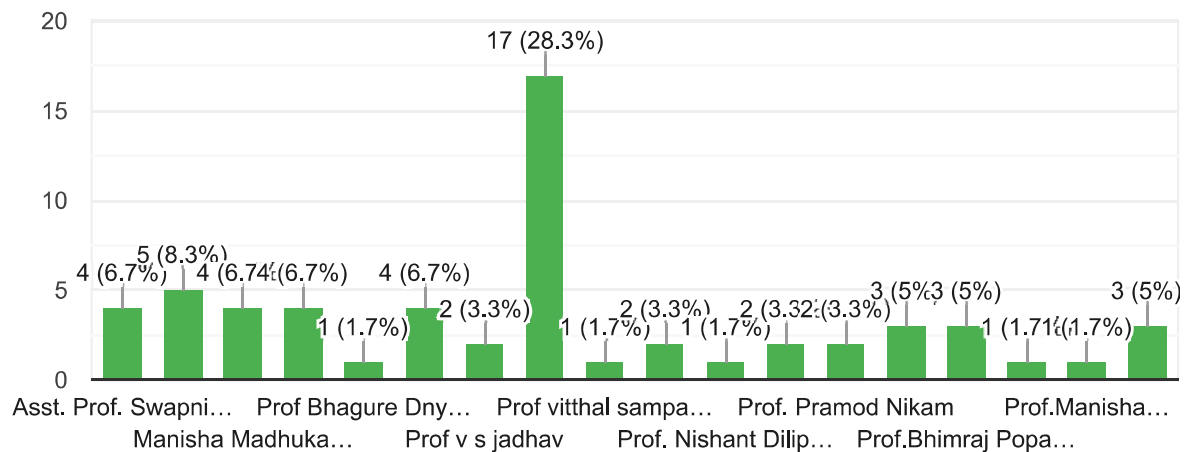
### 1. Name of the Department

60 responses



### 2. Name of the Faculty

60 responses



### 3. Name of the course taught (Enter only one subject name at a time)

60 responses

Compulsory English

Aadhunik marathi sahity v upyojit marathi

International Economics

Political Theory & Concepts.G-2

Western Political thought S-1

Political Sociology S-2

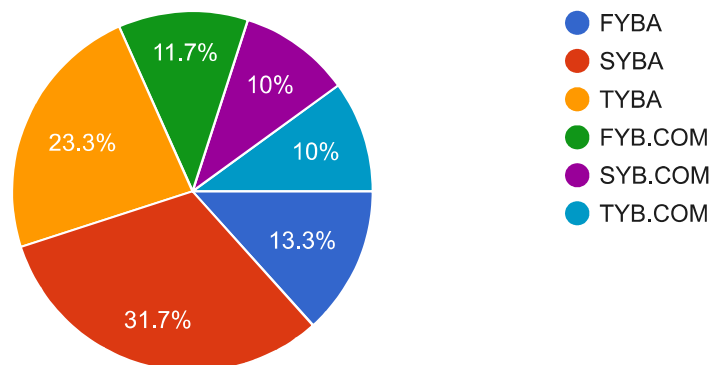
Public Administration S-3

International Politics S-4

Political Ideologies G-3

### Class

60 responses



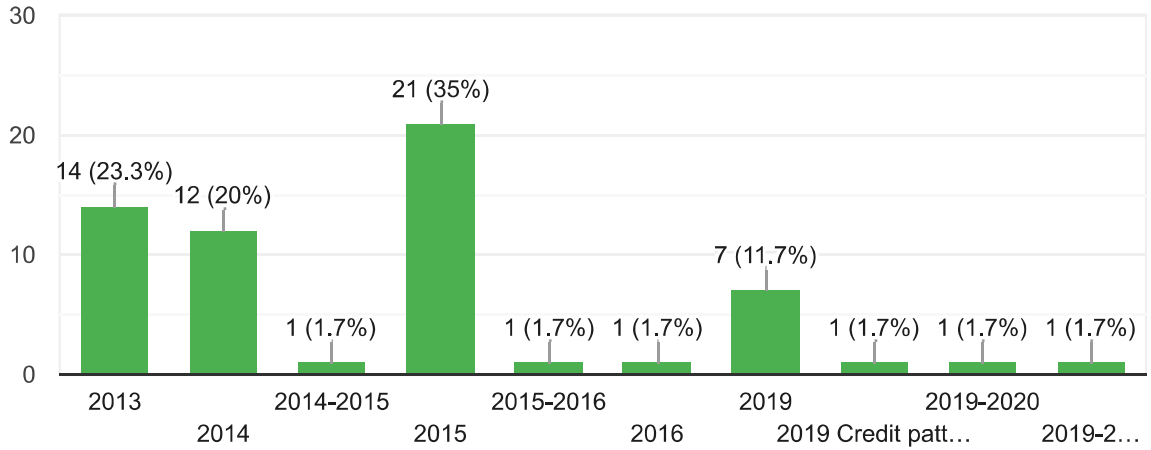
### Date

60 responses

|          |    |    |    |    |    |    |
|----------|----|----|----|----|----|----|
| Mar 2014 | 16 | 25 | 27 | 30 |    |    |
| Mar 2015 | 15 | 27 |    |    |    |    |
| Apr 2015 | 28 | 29 | 30 |    |    |    |
| Mar 2016 | 18 | 26 | 27 | 28 | 30 |    |
| Sep 2017 | 6  | 6  |    |    |    |    |
| Mar 2019 | 18 | 2  | 27 | 28 | 2  | 30 |
| Mar 2020 | 27 | 28 | 4  |    |    |    |
| Apr 2020 | 20 | 23 | 22 | 3  | 26 | 3  |

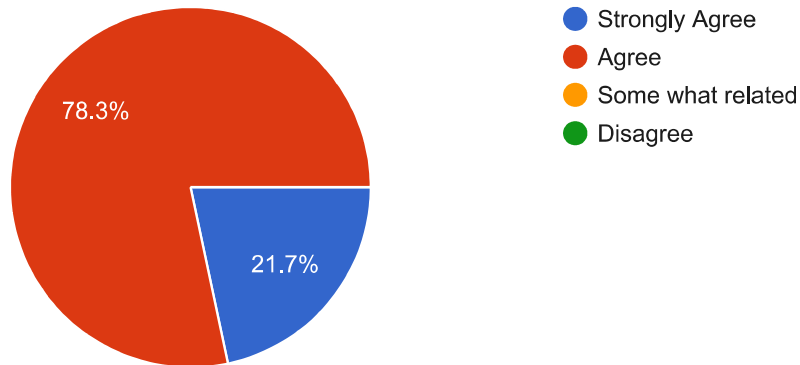
### Syllabus Revised Year

60 responses



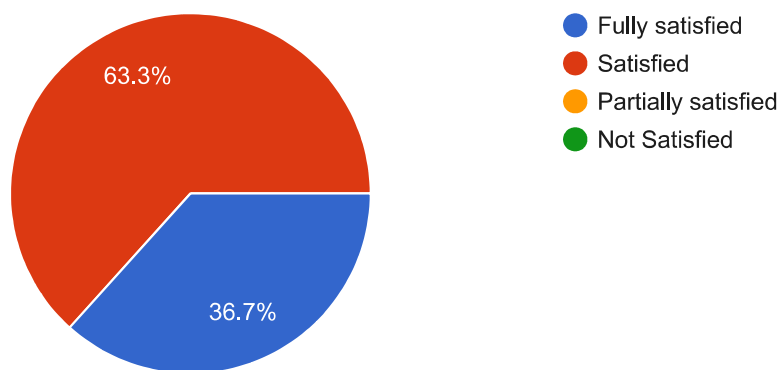
### 1. The learning objectives are clear and appropriate to needs of student

60 responses



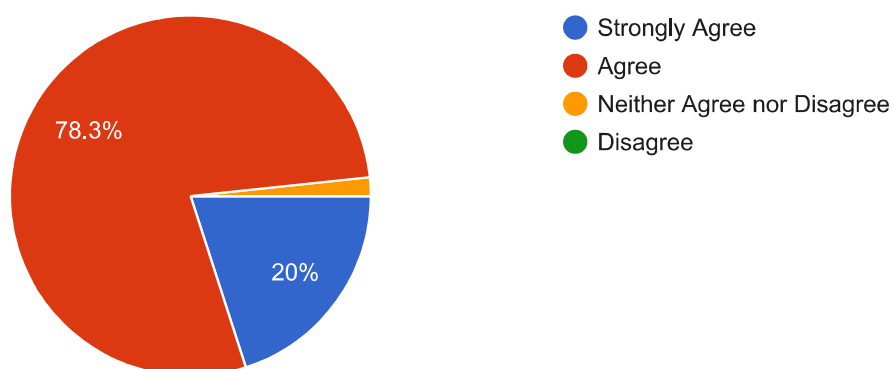
### 2. Are you satisfied with the existing curriculum / syllabus with respect to time management, planning & execution?

60 responses



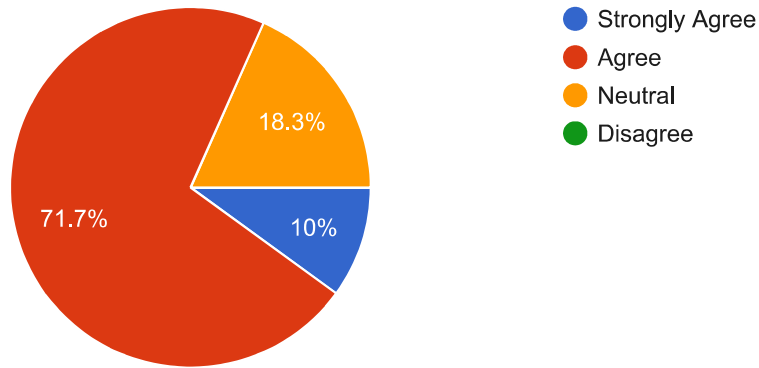
### 3. Is the syllabus designed according to students' understanding power ?

60 responses



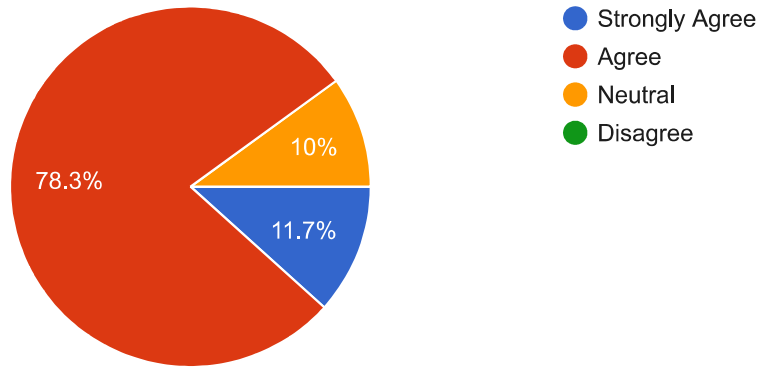
### 4. The courses / syllabi taught has a good balance between theory and application ?

60 responses



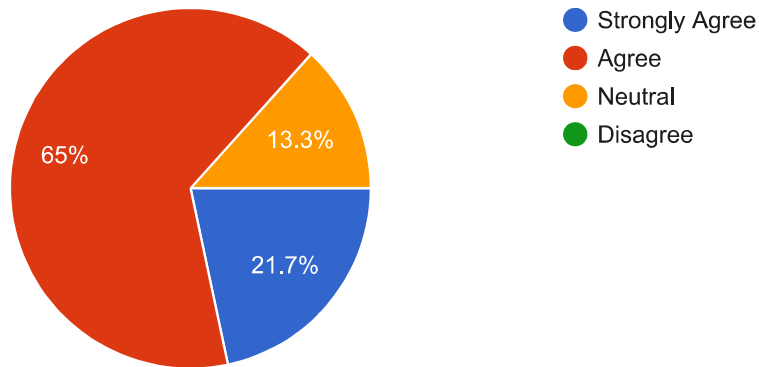
### 5. The books / journals etc. prescribed / listed as reference materials are relevant, updated and cover the entire syllabi ?

60 responses



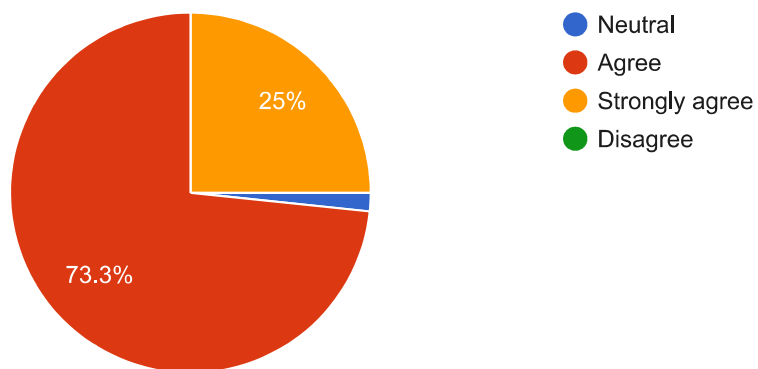
6. The courses / syllabi of the subjects taught have increased my interest, knowledge and perspective in the subject area

60 responses



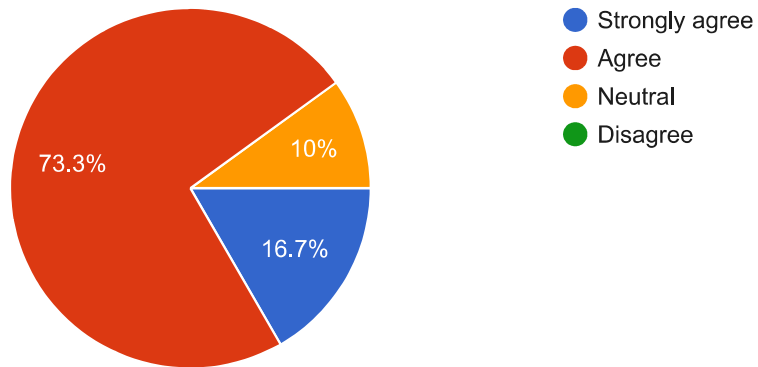
7. The college has given full freedom to adopt new techniques / strategies of teaching such as group discussions, seminar presentations and learners' participation

60 responses



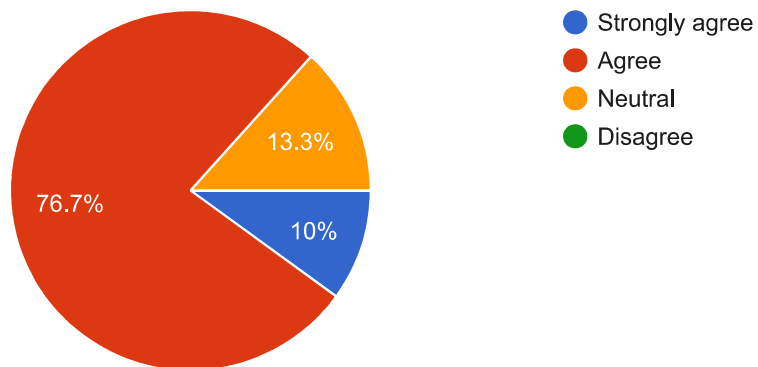
8. Tests and examinations are conducted well in time with proper coverage of all units in the syllabus ?

60 responses



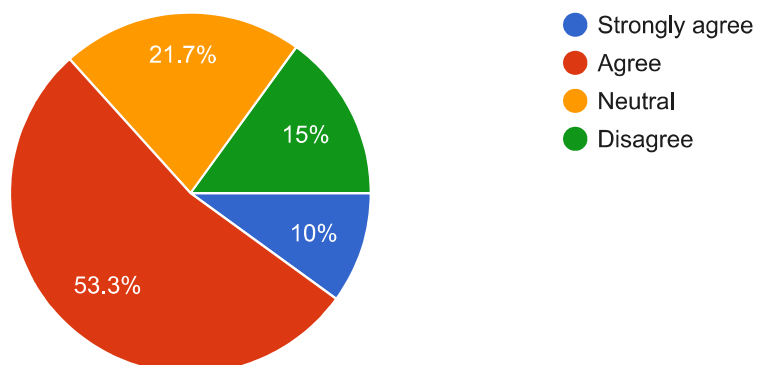
9. The prescribed books are available in the Library in sufficient numbers

60 responses



10. Does the current syllabus provides students internship or field projects ?

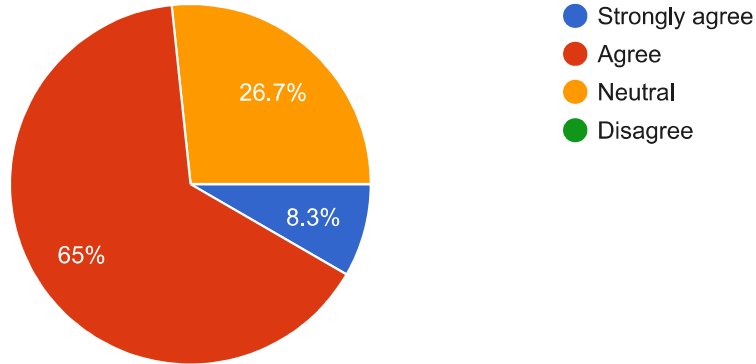
60 responses





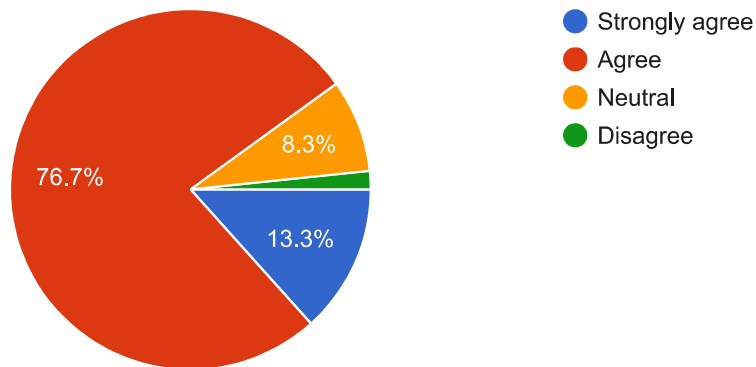
### 11. Course content is followed by corresponding reference materials

60 responses



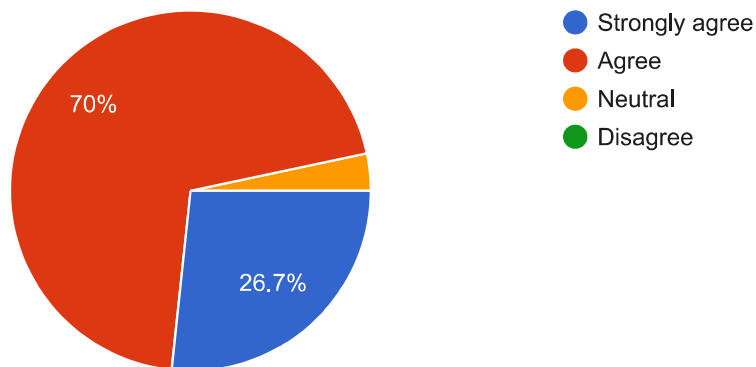
### 12. The environment in the College is conducive to teaching and research

60 responses



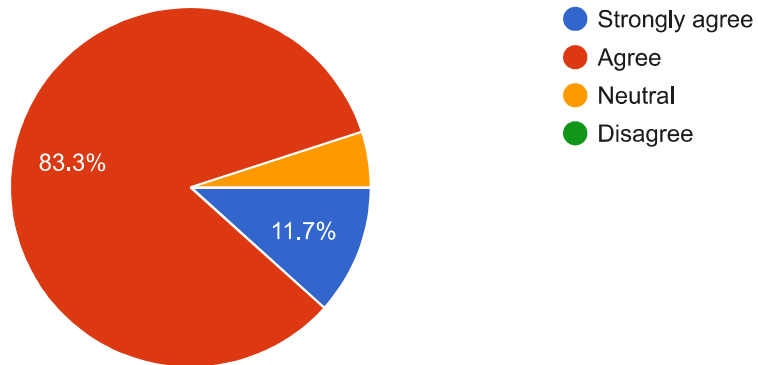
### 13. The administration is teacher friendly

60 responses



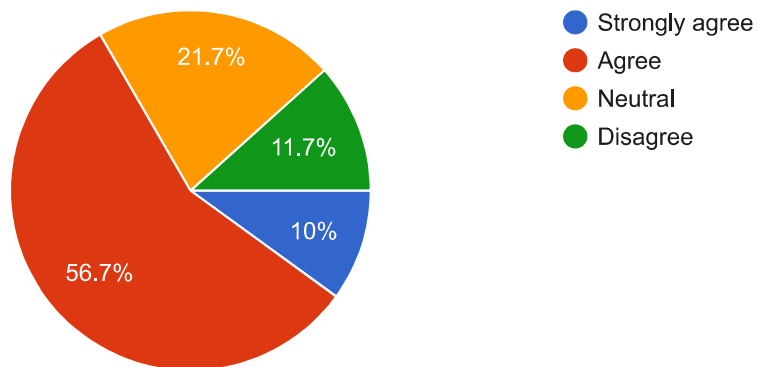
### 14. The college provides adequate opportunities and support to faculty members for upgrading their skills and qualifications

60 responses



### 15. ICT facilities in the college are adequate and satisfactory

60 responses



This content is neither created nor endorsed by Google. [Report Abuse](#) - [Terms of Service](#) - [Privacy Policy](#)

Google Forms



# पालकांचा अभिप्राय/ Parents Feedback

62 responses

[Publish analytics](#)

## प्राथमिक माहिती / Preliminary Information

### पालकांचे नाव / Name of Parent

62 responses

Dileep Bhikaji Shirsatha

Sanjay Rambhau Pawar

Sonawane Bhima Karbhari

Ravsaheb Shivaji Jadhav

Sahebrao Dattu shinde

Dagu Waman Pawar

Kiran Shankar Bhosale

Salunke Bajirao Kashinath

भालेराव कैलास वामनराव



### पत्ता / Address

62 responses

vadnerbhairav

At post pimlnare tal chandwad Nashik

Vadner bhairav tal chandwad Dist Nashik

At post vadner bhairav

At. Post. Kanmandale. Tal \_Chandawad.Dist-Nashik

At post pimpalnare Tal -chandwad Dist-Nashik

Vadner bhairav khedgaon road

Vadner bahirao

Vadner Bhirao



मोबाईल नंबर / contact Number

62 responses

8975508993

8605791025

8208569293

9822771488

9049134660

7666078265

9921937729

9552673535

7767035261



### पाल्याचे नाव / Name of Student

62 responses

Rushikesh Sanjay Pawar

Sonawane Jayashri Bhima

Dipali Ravsaheb Jadhav

Neha Sahebrao Shinde

Dhanashree dagu pawar

Aniket Kiran Bhosale

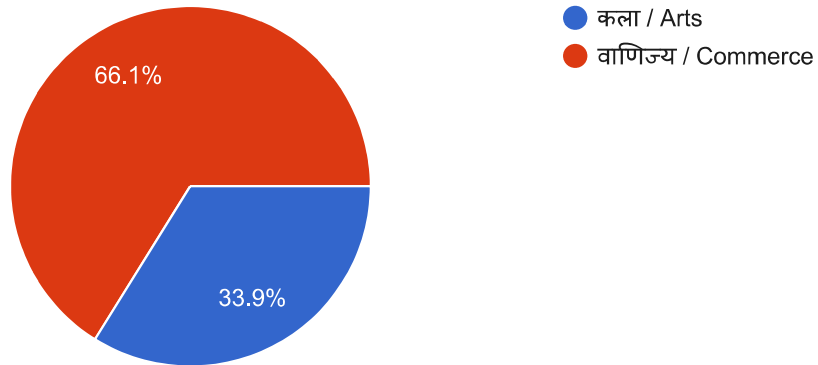
Salunke Gayatri Bajirao

भालेराव शिवानी कैलास

Akash rajendra aher

### विद्यार्थी शिकत असलेल्या शाखेचे नाव / Student Faculty

62 responses



## वर्ग / Class

62 responses

Tybcom

Syba

FYBA

F.Y.B.Com

TYBA

F,Y,B,Com

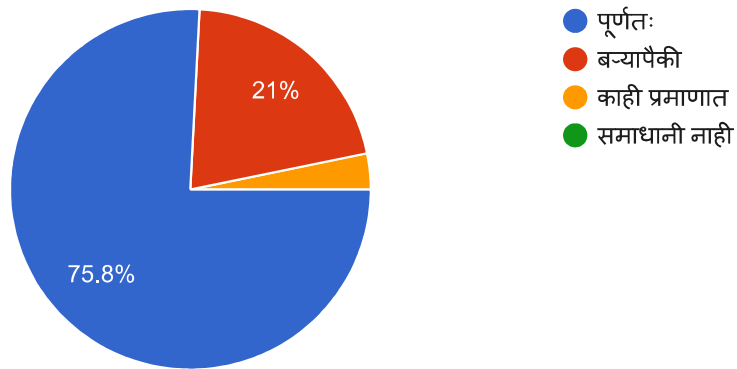
TYBA

T.Y.B.A

Fy

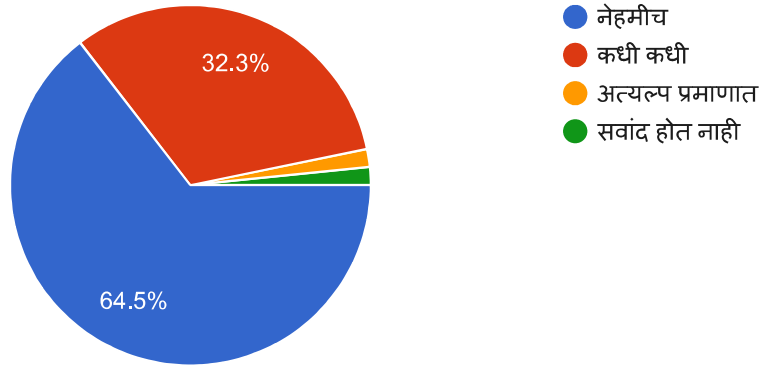
१. आपण महाविद्यालयातील सुविधांबाबत समाधानी आहात का ? Are you satisfied with the facilities in the college ?

62 responses



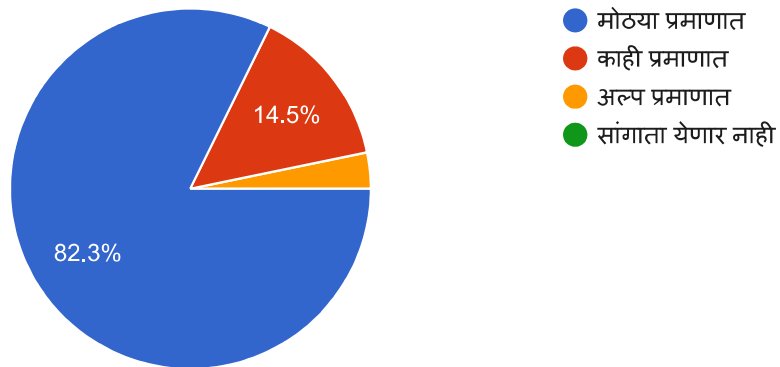
२. आपला पाल्याशी त्याचा प्रगतीबाबत संवाद होतो का ? Do you communicate with your ward about there progress?

62 responses



३. महाविद्यालयीन शिक्षणाने मुलाच्या व्यक्तीमत्व विकासात हातभार लावला आहे का ? Has the college education contributed to the personality development of your ward?

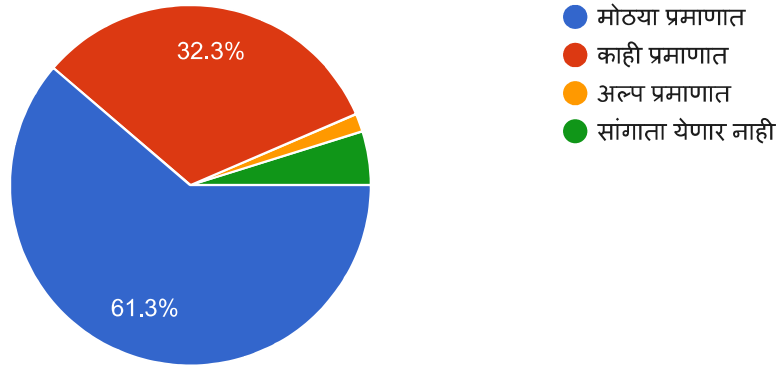
62 responses





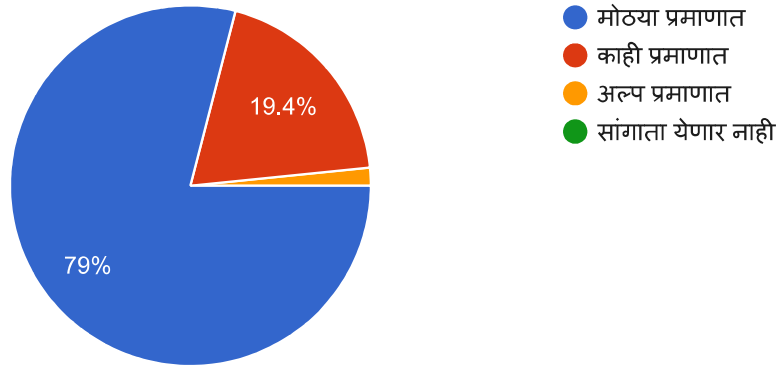
४. महाविद्यालयीन शिक्षण व्यवसायाभिमुख आहे असे आपणास वाटते का ? / Is the college education profession oriented ?

62 responses



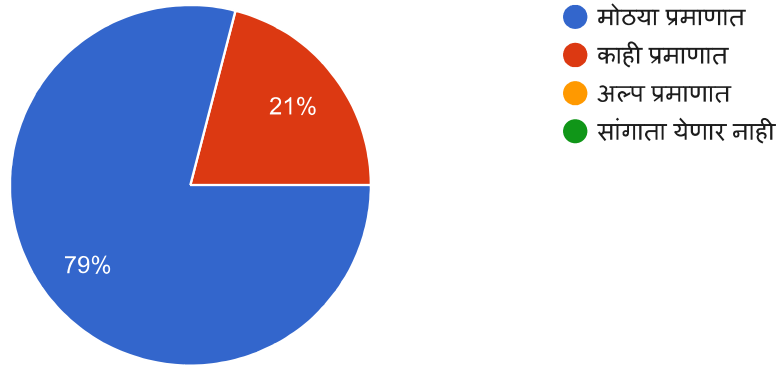
५. महाविद्यालयातील अध्यापन पद्धतीबाबत आपण समाधानी आहेत काय ? / Are you satisfied with the teaching methods?

62 responses



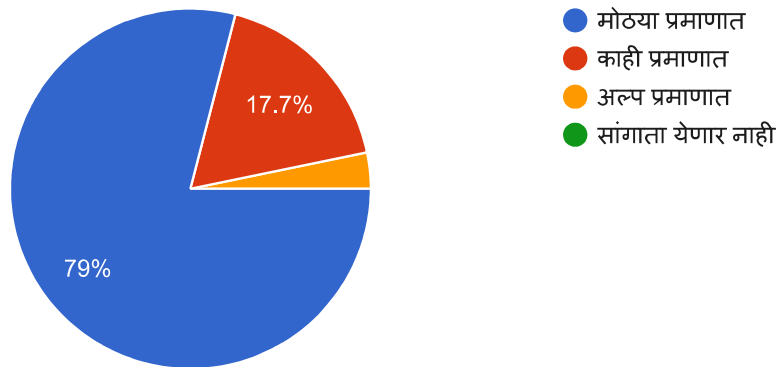
६. आपल्या पाल्याच्या शैक्षणिक प्रगती बाबत आपण समाधानी आहेत काय? / Are you satisfied with the academic development of your ward ?

62 responses



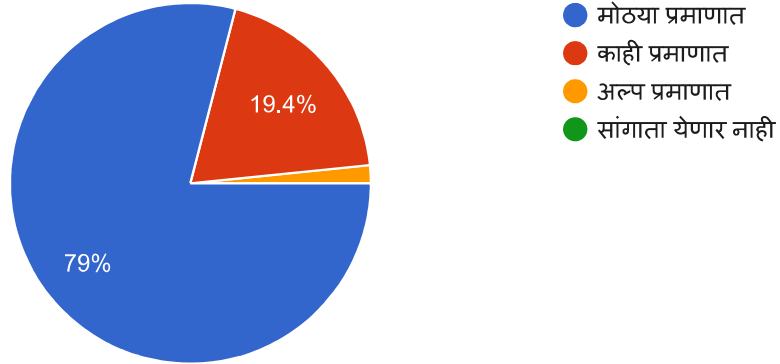
७. महाविद्यालयात घेतल्या जाणाऱ्या शैक्षणिक उपक्रमांबाबत आपण समाधानी आहोत काय? / Are you satisfied with the academic activities conducted in college ?

62 responses



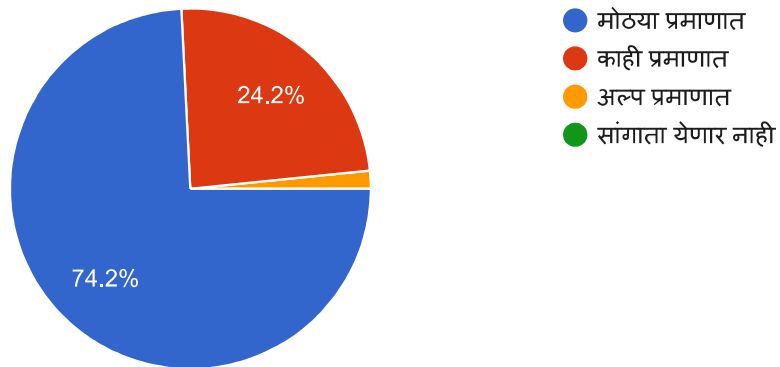
८. महाविद्यालयात होणाऱ्या अंतर्गत परीक्षांबाबत होणाऱ्या मूल्यमापन बाबत आपण समाधानी आहत काय ? / Are you satisfied with the evaluation of internal examinations conducted in college ?

62 responses



९. महाविद्यालयात होणाऱ्या प्रवेश प्रक्रियेबाबत आपण समाधानी आहत काय ? / Are you satisfied with the Admission process of college ?

62 responses



१०. महाविद्यालयाच्या विकासासाठी इतर काही सुचना असल्यास / Any other suggestions

43 responses

Yes

nothing

No because all is write.... All facility is good

Comitted to collage.

पाल्यांच्या सांगण्यावरून सर्व सुविधा कॉलेजमध्ये आहेत फक्त येणाऱ्या पुढील शैशनीक वर्षाकरिता कोरोनाचा प्रभाव असल्याने आरोग्यविषयक सोयी -सुविधा कॉलेजमध्ये उपलब्ध करून द्याव्यात .


No anything

No

Nothing

This content is neither created nor endorsed by Google. [Report Abuse](#) - [Terms of Service](#) - [Privacy Policy](#)

Google Forms





# Feedback From Employer

5 responses

[Publish analytics](#)

## Employers feedback on Design & Review of syllabus

### Name of the Employer

5 responses

Mvp

Baste associated

Forest service

Vasantrao pawar medical college

Ganesh wagh

### Name of the Employee

5 responses

Waykande

Gulab shirsath

Vargal

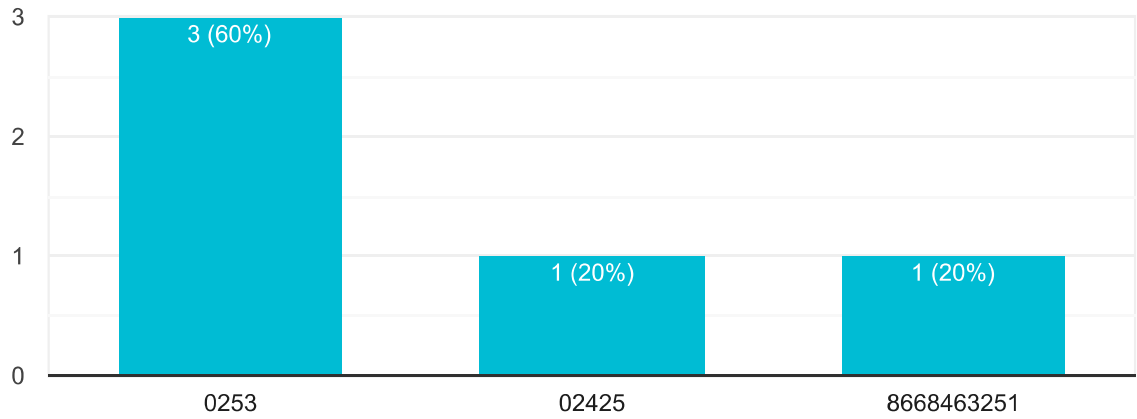
Nilesh vaktr

Bharati hinge



## Employer Phone / Mobile

5 responses



## Employer Email

5 responses

Office@mvp.edu.in

basteassociat@gmail.com

forestbhandardara@rediffmail.com

medicaliffice@yahoo.co.in

Setuvadner@gmail.com

## Employee Joining Date

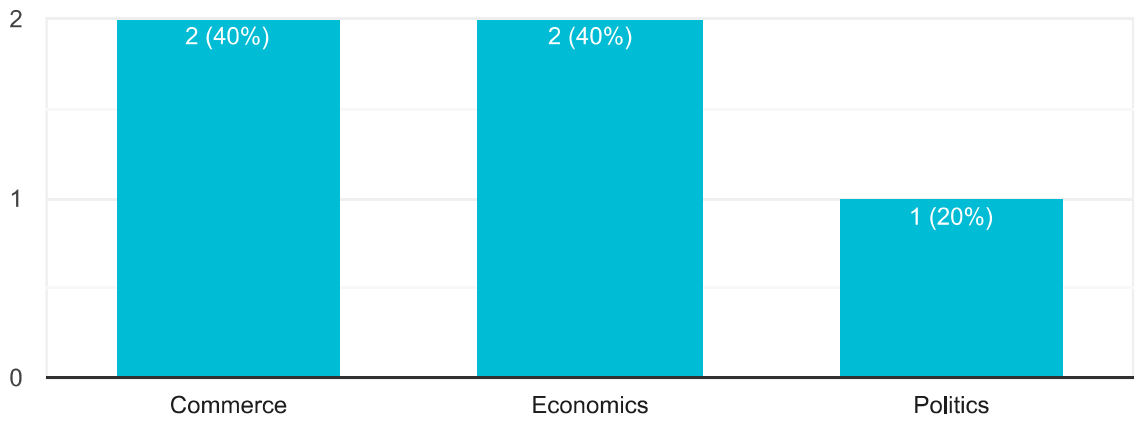
5 responses

|                 |    |
|-----------------|----|
| <b>Apr 2015</b> | 23 |
| <b>Jun 2018</b> | 15 |
| <b>May 2019</b> | 23 |
| <b>Jun 2019</b> | 4  |
| <b>Jul 2019</b> | 19 |



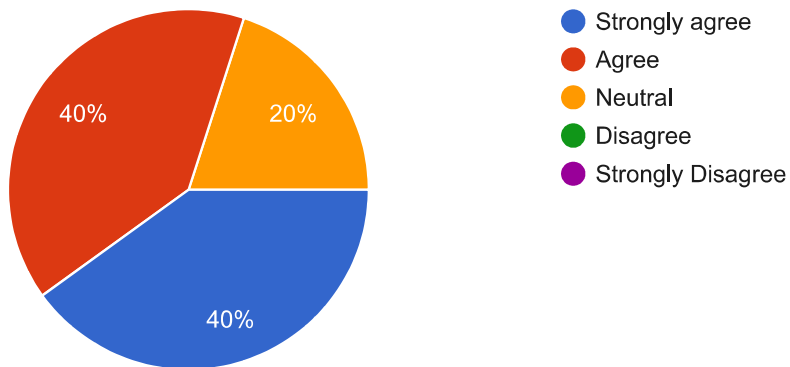
### Subject

5 responses



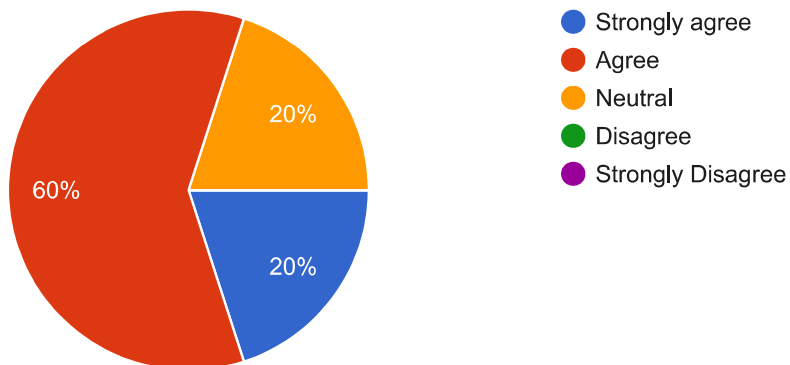
### Is the Curriculum relevant for employability?

5 responses



### Is the Curriculum effective in developing innovative thinking?

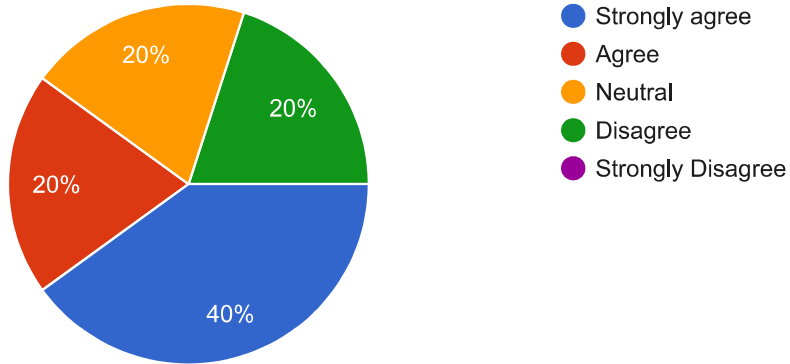
5 responses





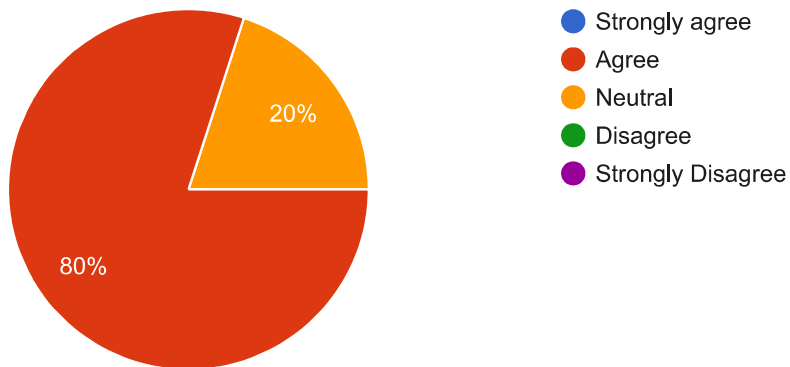
### Is the Syllabus effective in developing skill oriented human resources?

5 responses



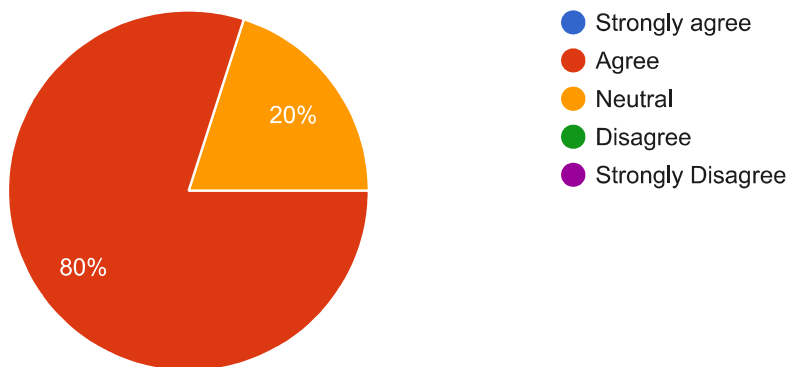
### Is the curriculum effective for development of communication skills?

5 responses



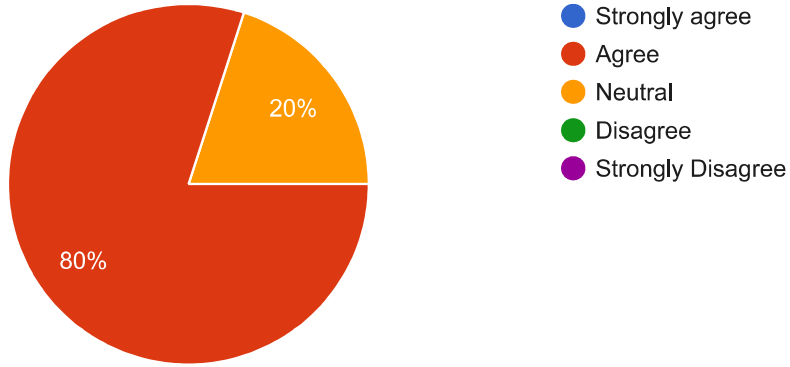
### Is the Current syllabus need based?

5 responses



### Curriculum is effective for development of entrepreneurship

5 responses



### Suggestions if any

1 response

add gst topic

This content is neither created nor endorsed by Google. [Report Abuse](#) - [Terms of Service](#) - [Privacy Policy](#)

Google Forms

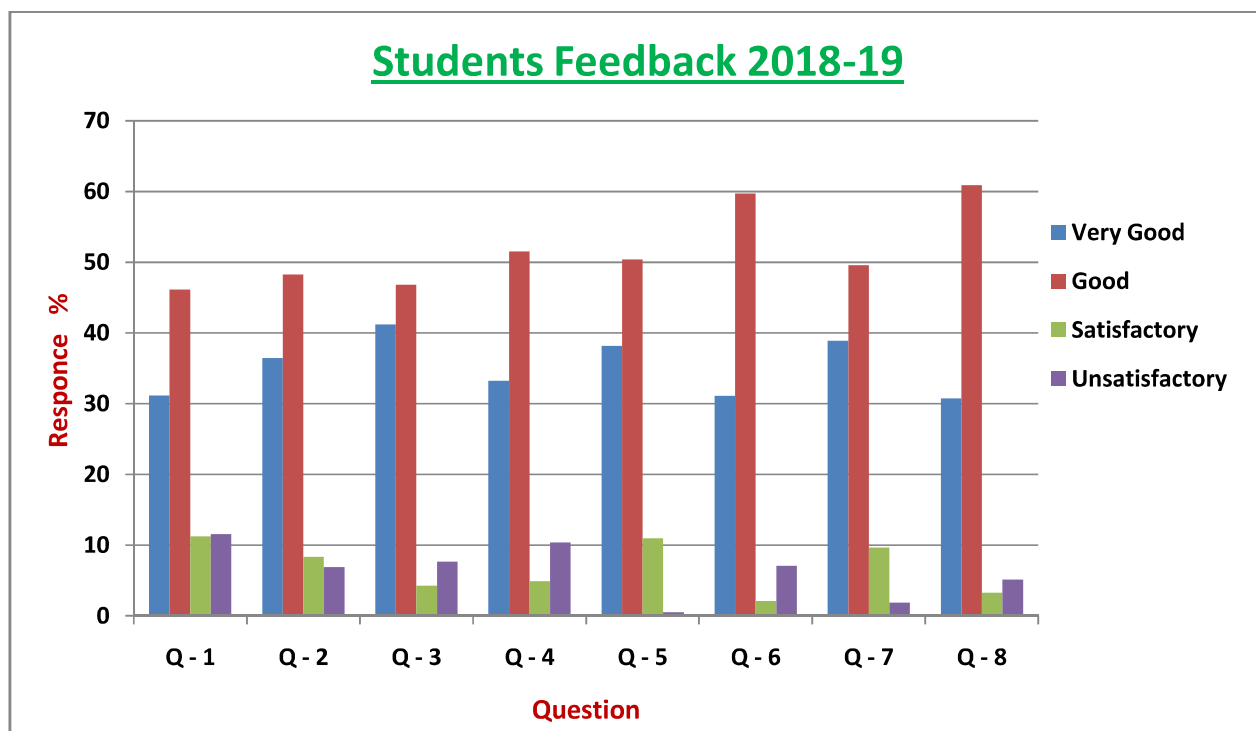


**Report of Analysis of Feedback on Curriculum Collected From Different Stakeholders  
Academic Year: 2018-2019**

**Students Feedback :**

The students are the most important stakeholders of Higher Education systems. The interest and participation of students at all levels in both internal quality assurance and external quality assurance have to play a central role. We have collected feedback from our students. We have collect total **193** student's feedback on the syllabus of the various programmes designed by the Savitribai Phule Pune University, Pune.

| Q.               | Parameters  | Response In %  |              |                   |                     |
|------------------|---|----------------|--------------|-------------------|---------------------|
|                  |   | A<br>Very Good | B<br>Good    | C<br>Satisfactory | D<br>Unsatisfactory |
| 1.               | Depth of the Course, Content including project work if any  | 31.13          | 46.12        | 11.22             | 11.53               |
| 2.               | Extent of coverage of course  | 36.45          | 48.3         | 8.32              | 6.93                |
| 3.               | Applicability or relevance to real life situation   | 41.18          | 46.85        | 4.29              | 7.68                |
| 4.               | Learning value (in term of knowledge, concepts, manual skills, analytical abilities, & broadening perspectives) | 33.2           | 51.52        | 4.9               | 10.38               |
| 5.               | Clarity & relevance of textual reading material   | 38.15          | 50.38        | 10.95             | 0.52                |
| 6.               | Relevance of additional source material (Library)   | 31.12          | 59.68        | 2.12              | 7.08                |
| 7.               | Extent of effort required by students   | 38.9           | 49.58        | 9.63              | 1.89                |
| 8.               | Overall rating  | 30.75          | 60.88        | 3.24              | 5.13                |
| <b>Average %</b> |   | <b>35.11</b>   | <b>51.66</b> | <b>6.83</b>       | <b>6.39</b>         |



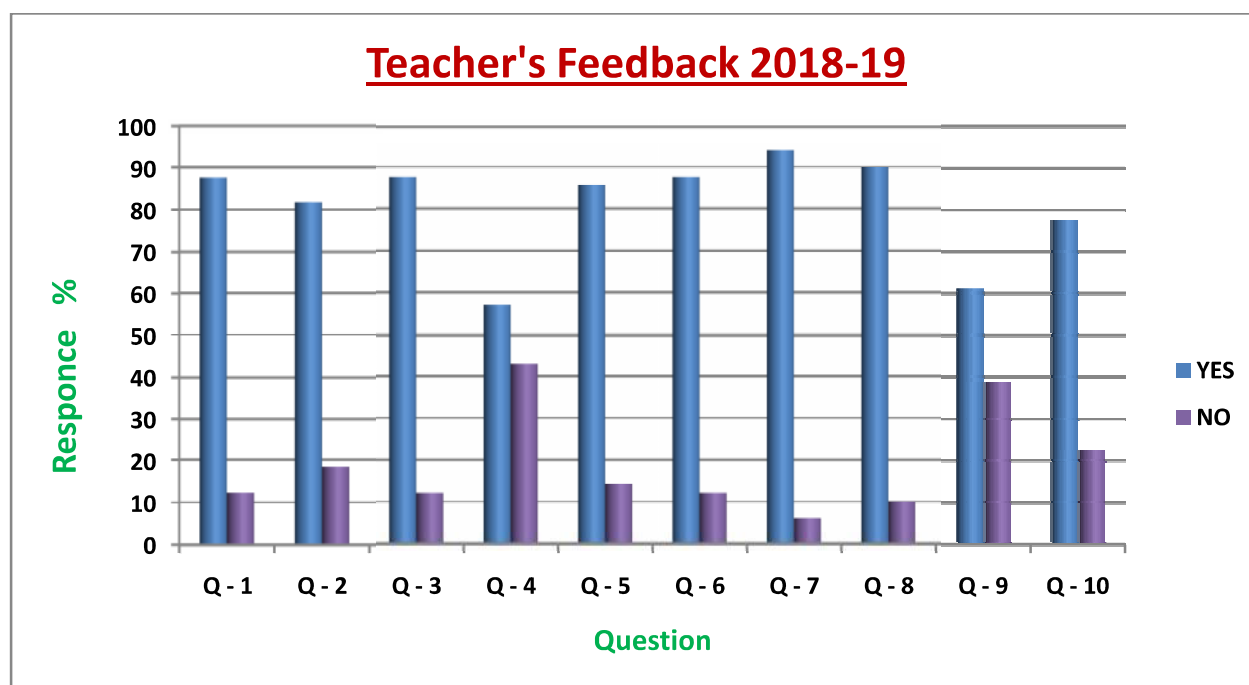
On an average 35.11% students are very good, 51.66% are good, 06.83% are satisfactory and 6.39% are unsatisfactory with the current syllabus of the various programmes designed by the Savitribai Phule Pune University, Pune.

### Teachers Feedback :

The college is affiliated to the Savitribai Phule Pune University, Pune and follows the prescribed curriculum. Feedback on curriculum is taken by the respective subject teachers regarding suggestions on improvement of the syllabus. We have collect **49** teachers feedback on the curriculum and analyzed.

| Q. | Parameters                                | Response In % |       |       |       |
|----|---|---------------|-------|-------|-------|
|    |   | YES           |       | NO    |       |
|    |   | Total         | %     | Total | %     |
| 1. | Does the syllabus reflect current content | 43            | 87.76 | 6     | 12.24 |
| 2. | Does the current syllabus is need based   | 40            | 81.63 | 9     | 18.37 |

|                  |  |    |              |    |              |
|------------------|--|----|--------------|----|--------------|
| 3.               | Are the programmes outcomes, programmes specific outcomes and course outcomes of the syllabi is well defined | 43 | 87.76        | 6  | 12.24        |
| 4.               | Is the syllabus heavy for the students   | 28 | 57.14        | 21 | 42.86        |
| 5.               | Does the course / programmes of studies carries sufficient number of optional papers                         | 42 | 85.71        | 7  | 14.29        |
| 6.               | Is the current syllabus / course content made interest in the subject area                                   | 43 | 87.76        | 6  | 12.24        |
| 7.               | Are the books prescribed / listed as reference materials relevant and updated                                | 46 | 93.88        | 3  | 6.12         |
| 8.               | Does the course contents fulfilled the need of students  | 44 | 89.80        | 5  | 10.20        |
| 9.               | Is there a need of review of the syllabus  | 30 | 61.22        | 19 | 38.78        |
| 10.              | Does the syllabus reflects good balance between theory and practical's                                       | 38 | 77.55        | 11 | 22.45        |
| <b>Average %</b> |  |    | <b>81.02</b> |    | <b>18.98</b> |



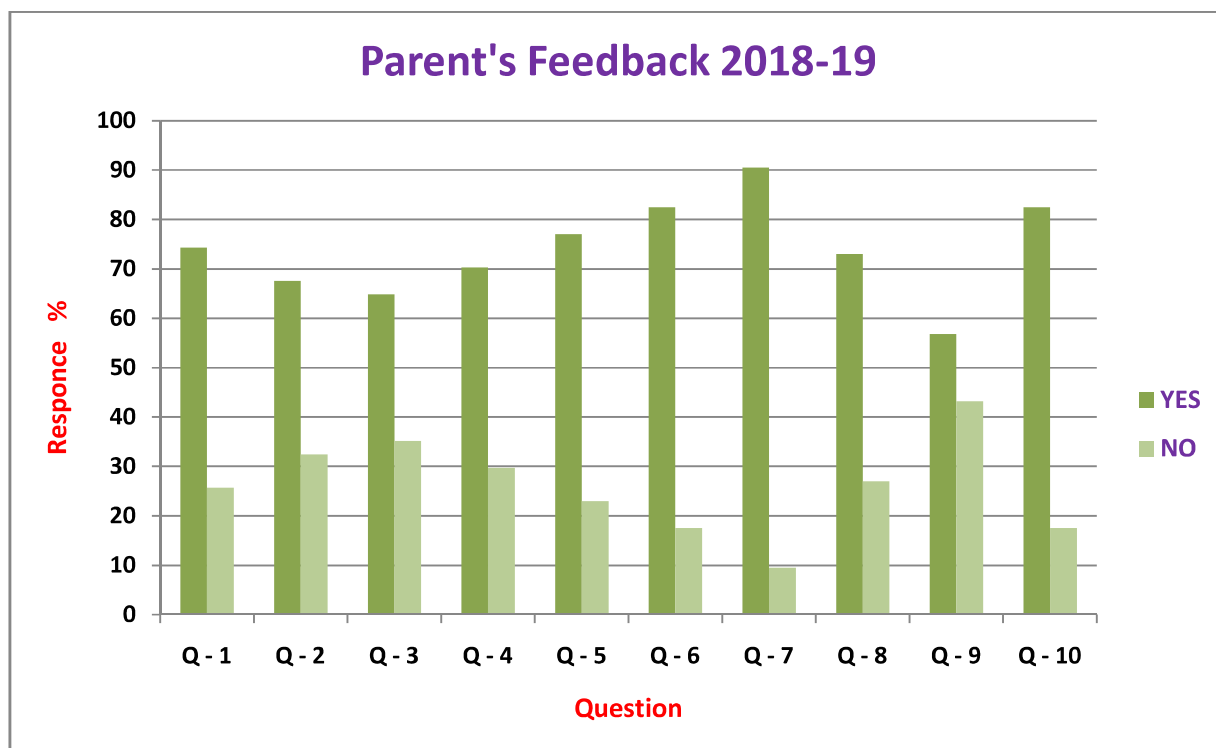
From the above table & diagram it is observed that the 87.76% teacher's rated the syllabus reflects current content & well defined, 81.63% need based. However, 61.22%

teachers rated there is need of review of the syllabus. On an average 81% teachers are satisfied with the current content of the syllabi.

**Parent Feedback:**

The online feedback from the parents is collected on the current syllabus of the various programmes and analyzed. We have received total **74** parent’s feedback on the current content of the syllabus. Analysis of the total **74** feedback received from the parents is done as follows:

| Q.               | Parameters  | Response In % |              |       |              |
|------------------|---|---------------|--------------|-------|--------------|
|                  |   | YES           |              | NO    |              |
|                  |   | Total         | %            | Total | %            |
| 1.               | Whether the syllabus of your child having current content   | 55            | 74.32        | 19    | 25.68        |
| 2.               | Does the content of the syllabus is heavy for your child  | 50            | 67.57        | 24    | 32.43        |
| 3.               | Whether the course curriculum intellectually motivate your child                                  | 48            | 64.86        | 26    | 35.14        |
| 4.               | Was the course curriculum fulfilling your child expectations                                      | 52            | 70.27        | 22    | 29.73        |
| 5.               | Does the course help in developing personality of your child                                      | 57            | 77.03        | 17    | 22.97        |
| 6.               | Were the course is applicable in daily life   | 61            | 82.43        | 13    | 17.57        |
| 7.               | Whether the child achieved the course outcomes after completing the courses                       | 67            | 90.54        | 7     | 9.46         |
| 8.               | Whether study tour or field visits are necessary for enhancing the learning ability of your child | 54            | 72.97        | 20    | 27.03        |
| 9.               | Does the syllabus is relevant to the solution for the local problems                              | 42            | 56.76        | 32    | 43.24        |
| 10.              | Does the your child gets adequate knowledge from the course                                       | 61            | 82.43        | 13    | 17.57        |
| <b>Average %</b> |   |               | <b>73.92</b> |       | <b>26.08</b> |



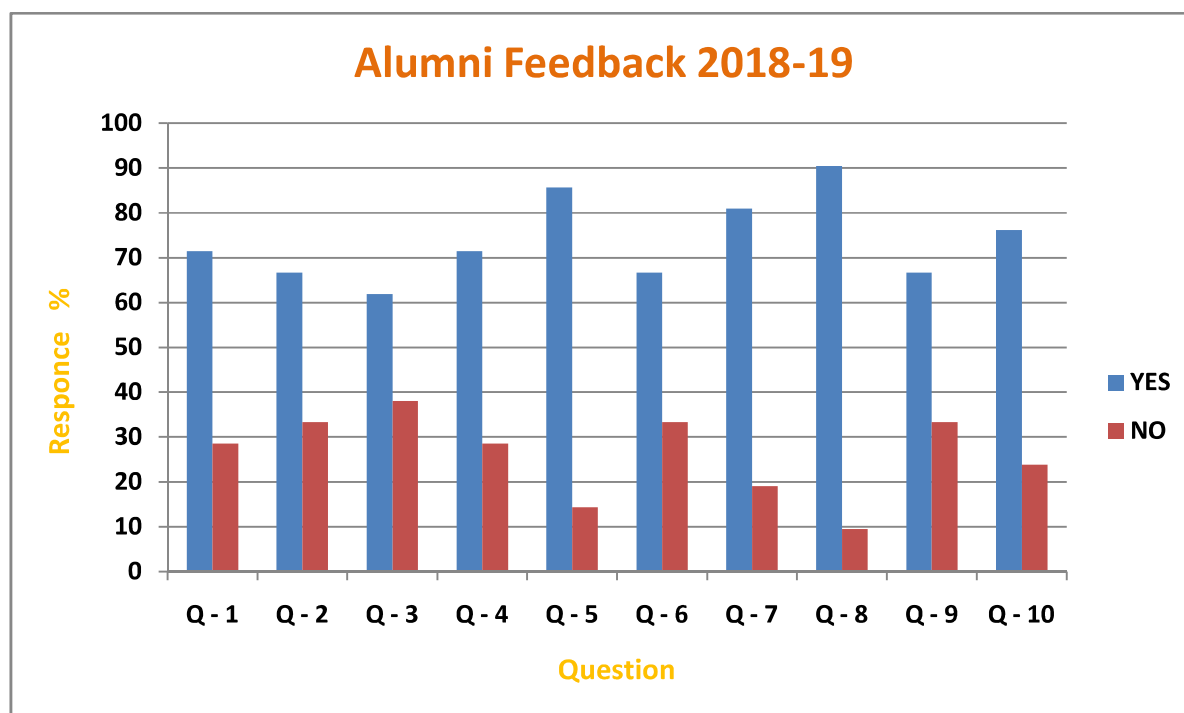
From the above table & daigram it is observed that the on an average 74% parents are satisfied with the current content of the syllabus designed by Savitribai Phule Pune Univesity Pune.

#### Alumni Feedback:

Our alumni are valuable for us. They provide us the inputs regarding improvement in facilities and employability of our students. We appeal our alumni to provide there sincere feedback on curriculum. We have received total **21** alumni online feedback on syllabus designed by Savitribai Phule Pune University Pune. Based on the comments of the alumni, the analysis is done as follows :

| Q. | Parameters                      | Response In % |       |       |       |
|----|---------------------------------|---------------|-------|-------|-------|
|    |                                 | YES           |       | NO    |       |
|    |                                 | Total         | %     | Total | %     |
| 1. | Was the syllabus updated enough | 15            | 71.43 | 6     | 28.57 |

|                  |  |    |              |   |              |
|------------------|--|----|--------------|---|--------------|
| 2.               | Was the course content interesting   | 14 | 66.67        | 7 | 33.33        |
| 3.               | Did the course curriculum intellectually stimulate you   | 13 | 61.90        | 8 | 38.10        |
| 4.               | Was the course curriculum fulfilling your expectations   | 15 | 71.43        | 6 | 28.57        |
| 5.               | Does the syllabus create any interest to pursue post graduation / research in the particular subject | 18 | 85.71        | 3 | 14.29        |
| 6.               | Did the subject / course help in developing your personality   | 14 | 66.67        | 7 | 33.33        |
| 7.               | Were the subject applicable in your practical / daily life   | 17 | 80.95        | 4 | 19.05        |
| 8.               | Were reading material and references regarding curriculum / subject easily found                     | 19 | 90.48        | 2 | 9.52         |
| 9.               | Was the subject relevance to your job and the future aspirations                                     | 14 | 66.67        | 7 | 33.33        |
| 10.              | Does the syllabi is effective in enhancing team work abilities                                       | 16 | 76.19        | 5 | 23.81        |
| <b>Average %</b> |  |    | <b>73.81</b> |   | <b>26.19</b> |



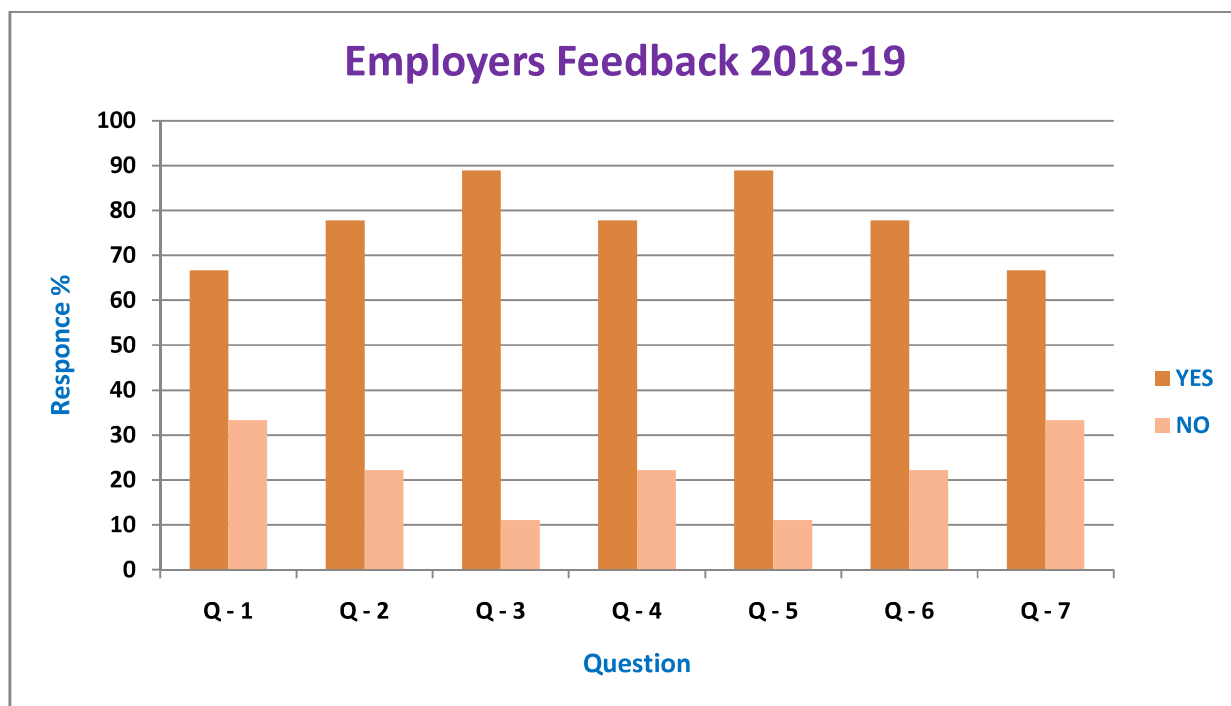


The above table & diagram shows that on an average more than 73% alumni's are satisfied with the current syllabus of the programmes B.A. & B.Com designed by Savitribai Phule Pune University, Pune.

### Employers Feedback:

Employer's feedback is collected and analyzed on the syllabus designed by Savitribai Phule Pune University Pune. We have received total **09** employer's online feedback for the current academic year.

| Q.               | Parameters  | Response In % |              |       |              |
|------------------|---|---------------|--------------|-------|--------------|
|                  |   | YES           |              | NO    |              |
|                  |   | Total         | %            | Total | %            |
| 1.               | Was the curriculum followed by the employee relevant for employability?     | 6             | 66.67        | 3     | 33.33        |
| 2.               | Whether the curriculum is effective in developing innovative thinking       | 7             | 77.78        | 2     | 22.22        |
| 3.               | Does the syllabus is effective in developing skill oriented human recourses | 8             | 88.89        | 1     | 11.11        |
| 4.               | Whether the syllabus is helpful for development of team work abilities      | 7             | 77.78        | 2     | 22.22        |
| 5.               | Does the current syllabus is need based                                     | 8             | 88.89        | 1     | 11.11        |
| 6.               | Does the syllabus is effective for development of entrepreneurship          | 7             | 77.78        | 2     | 22.22        |
| 7.               | Whether curriculum is effective for development of communication skills     | 6             | 66.67        | 3     | 33.33        |
| <b>Average %</b> |   |               | <b>77.78</b> |       | <b>22.22</b> |



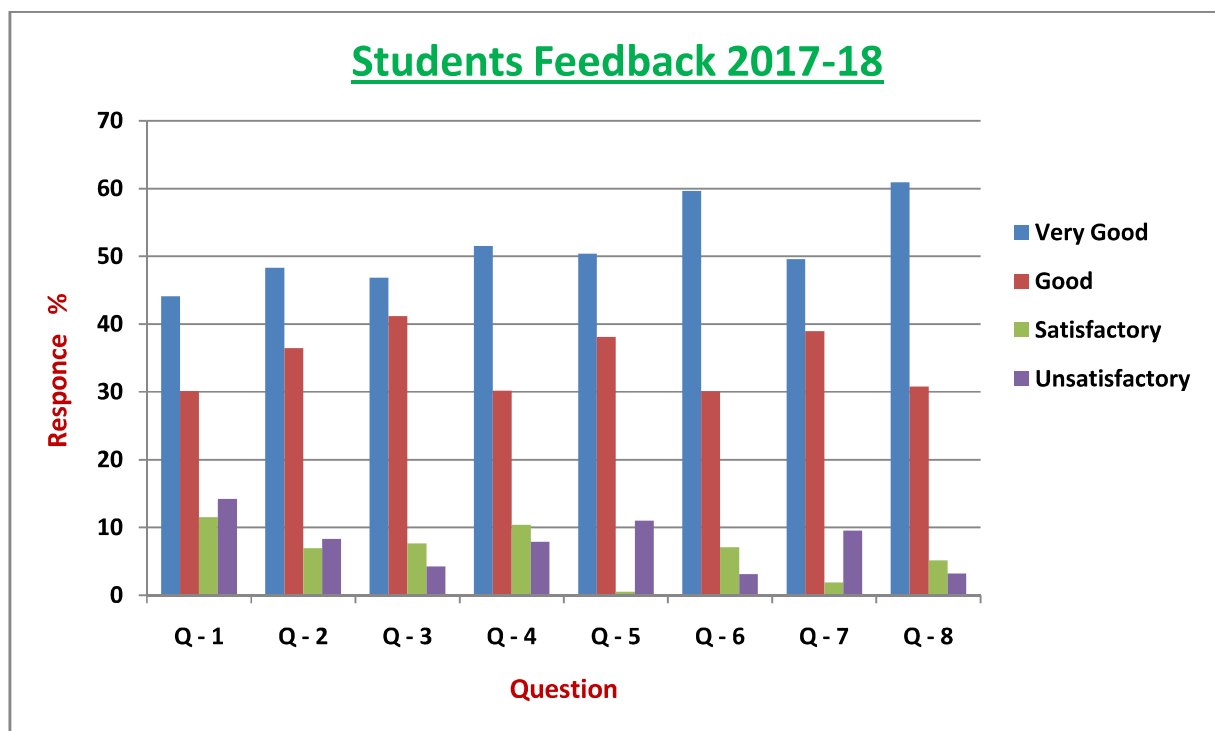
From the above table & diagram it is seen that the 77.78% employer satisfied the syllabus design by Savitribai Phule Pune University, Pune.

## Report of Analysis of Feedback on Curriculum Collected From Different Stakeholders Academic Year: 2017-2018

### Students Feedback:

The students are the most important stakeholders of Higher Education systems. The interest and participation of students at all levels in both internal quality assurance and external quality assurance have to play a central role. We have collected feedback from our students. A special five point scale feedback form on the curriculum is development. We have collect total **159** student's feedback on the syllabus of the various programmes designed by the Savitribai Phule Pune University, Pune.

| Q.               | Parameters  | Response In %  |              |                   |                     |
|------------------|---|----------------|--------------|-------------------|---------------------|
|                  |   | A<br>Very Good | B<br>Good    | C<br>Satisfactory | D<br>Unsatisfactory |
| 1.               | Depth of the Course, Content including project work if any  | 44.12          | 30.13        | 11.53             | 14.22               |
| 2.               | Extent of coverage of course  | 48.3           | 36.45        | 6.93              | 8.32                |
| 3.               | Applicability or relevance to real life situation   | 46.85          | 41.18        | 7.68              | 4.29                |
| 4.               | Learning value (in term of knowledge, concepts, manual skills, analytical abilities, & broadening perspectives) | 51.52          | 30.2         | 10.38             | 7.9                 |
| 5.               | Clarity & relevance of textual reading material   | 50.38          | 38.09        | 0.52              | 11.01               |
| 6.               | Relevance of additional source material (Library)   | 59.68          | 30.12        | 7.08              | 3.12                |
| 7.               | Extent of effort required by students   | 49.58          | 38.98        | 1.89              | 9.55                |
| 8.               | Overall rating  | 60.88          | 30.78        | 5.13              | 3.21                |
| <b>Average %</b> |   | <b>51.41</b>   | <b>34.49</b> | <b>6.39</b>       | <b>7.70</b>         |



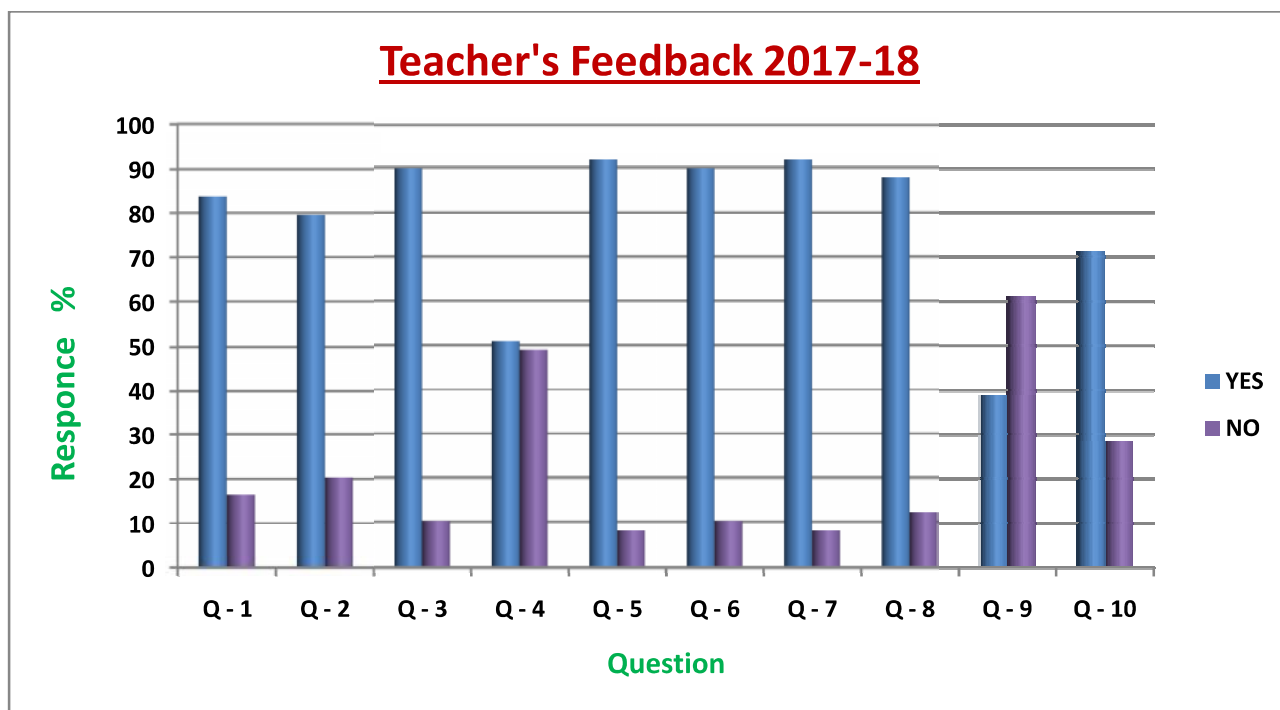
On an average 51.41% students are very good, 34.49% are good, 06.39% are satisfactory and 7.70% are unsatisfactory with the current syllabus of the various programmes designed by the Savitribai Phule Pune University, Pune.

### Teachers Feedback :

The college is affiliated to the Savitribai Phule Pune University, Pune and follows the prescribed curriculum. Feedback on curriculum is taken by the respective subject teachers regarding suggestions on improvement of the syllabus. We have collect **49** teachers feedback on the curriculum and analyzed.

| Q. | Parameters                                | Response In % |       |       |       |
|----|---|---------------|-------|-------|-------|
|    |   | YES           |       | NO    |       |
|    |   | Total         | %     | Total | %     |
| 1. | Does the syllabus reflect current content | 41            | 83.67 | 8     | 16.33 |
| 2. | Does the current syllabus is need based   | 39            | 79.59 | 10    | 20.41 |

|                  |  |    |              |    |              |
|------------------|--|----|--------------|----|--------------|
| 3.               | Are the programmes outcomes, programmes specific outcomes and course outcomes of the syllabi is well defined | 44 | 89.80        | 5  | 10.20        |
| 4.               | Is the syllabus heavy for the students   | 25 | 51.02        | 24 | 48.98        |
| 5.               | Does the course / programmes of studies carries sufficient number of optional papers                         | 45 | 91.84        | 4  | 8.16         |
| 6.               | Is the current syllabus / course content made interest in the subject area                                   | 44 | 89.80        | 5  | 10.20        |
| 7.               | Are the books prescribed / listed as reference materials relevant and updated                                | 45 | 91.84        | 4  | 8.16         |
| 8.               | Does the course contents fulfilled the need of students  | 43 | 87.76        | 6  | 12.24        |
| 9.               | Is there a need of review of the syllabus  | 19 | 38.78        | 30 | 61.22        |
| 10.              | Does the syllabus reflects good balance between theory and practical's                                       | 35 | 71.43        | 14 | 28.57        |
| <b>Average %</b> |  |    | <b>77.55</b> |    | <b>22.45</b> |

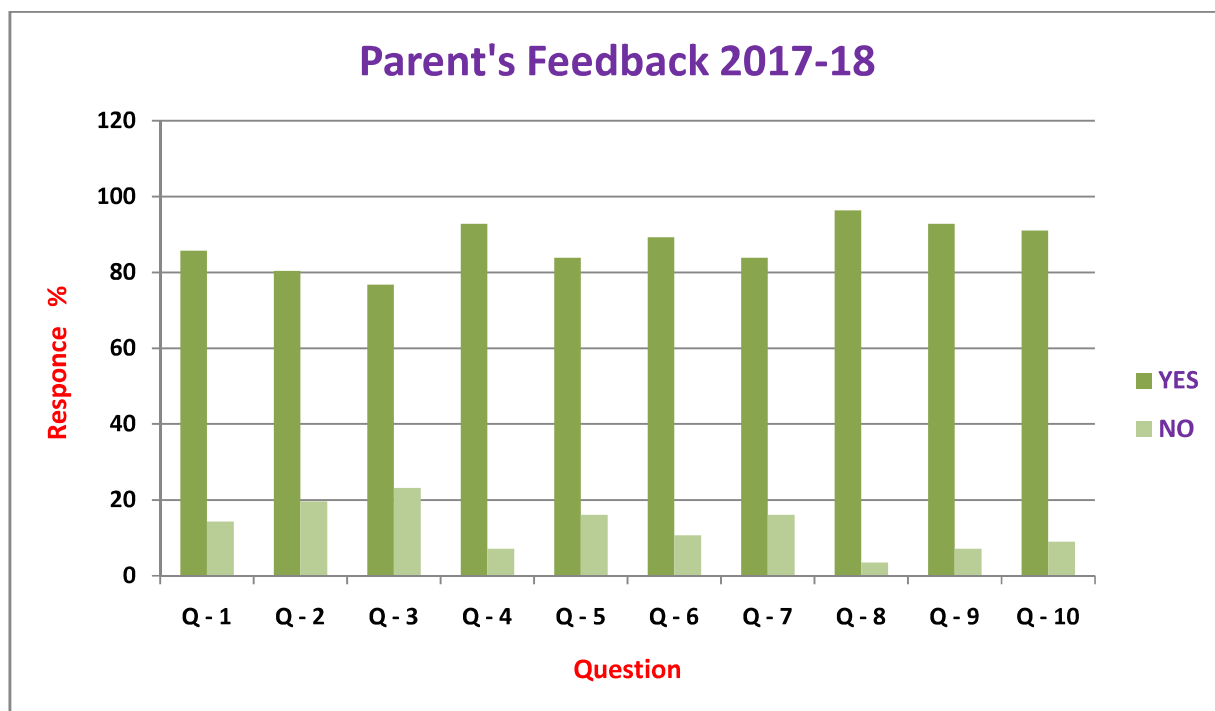


From the above table & daigram it is observed that the more than 83.67% teacher's rated the syllabus reflects current content, 79.59 % need based and 89.80% well defined. However, only 38.78% teachers rated there is need of review of the syllabus. On an average 77.55% teachers are satisfied with the current content of the syllabi.

### Parent Feedback:

The online feedback from the parents is collected on the current syllabus of the various programmes and analyzed. We have received total **56** parent's feedback on the current content of the syllabus. Analysis of the total **56** feedback received from the parents is done as follows:

| Q.               | Parameters  | Response In % |              |       |              |
|------------------|---|---------------|--------------|-------|--------------|
|                  |   | YES           |              | NO    |              |
|                  |   | Total         | %            | Total | %            |
| 1.               | Whether the syllabus of your child having current content   | 48            | 85.71        | 8     | 14.29        |
| 2.               | Does the content of the syllabus is heavy for your child  | 45            | 80.36        | 11    | 19.64        |
| 3.               | Whether the course curriculum intellectually motivate your child                                  | 43            | 76.79        | 13    | 23.21        |
| 4.               | Was the course curriculum fulfilling your child expectations                                      | 52            | 92.86        | 4     | 7.14         |
| 5.               | Does the course help in developing personality of your child                                      | 47            | 83.93        | 9     | 16.07        |
| 6.               | Were the course is applicable in daily life   | 50            | 89.29        | 6     | 10.71        |
| 7.               | Whether the child achieved the course outcomes after completing the courses                       | 47            | 83.93        | 9     | 16.07        |
| 8.               | Whether study tour or field visits are necessary for enhancing the learning ability of your child | 54            | 96.43        | 2     | 3.57         |
| 9.               | Does the syllabus is relevant to the solution for the local problems                              | 52            | 92.86        | 4     | 7.14         |
| 10.              | Does the your child gets adequate knowledge from course   | 51            | 91.07        | 5     | 8.93         |
| <b>Average %</b> |   |               | <b>87.32</b> |       | <b>12.68</b> |



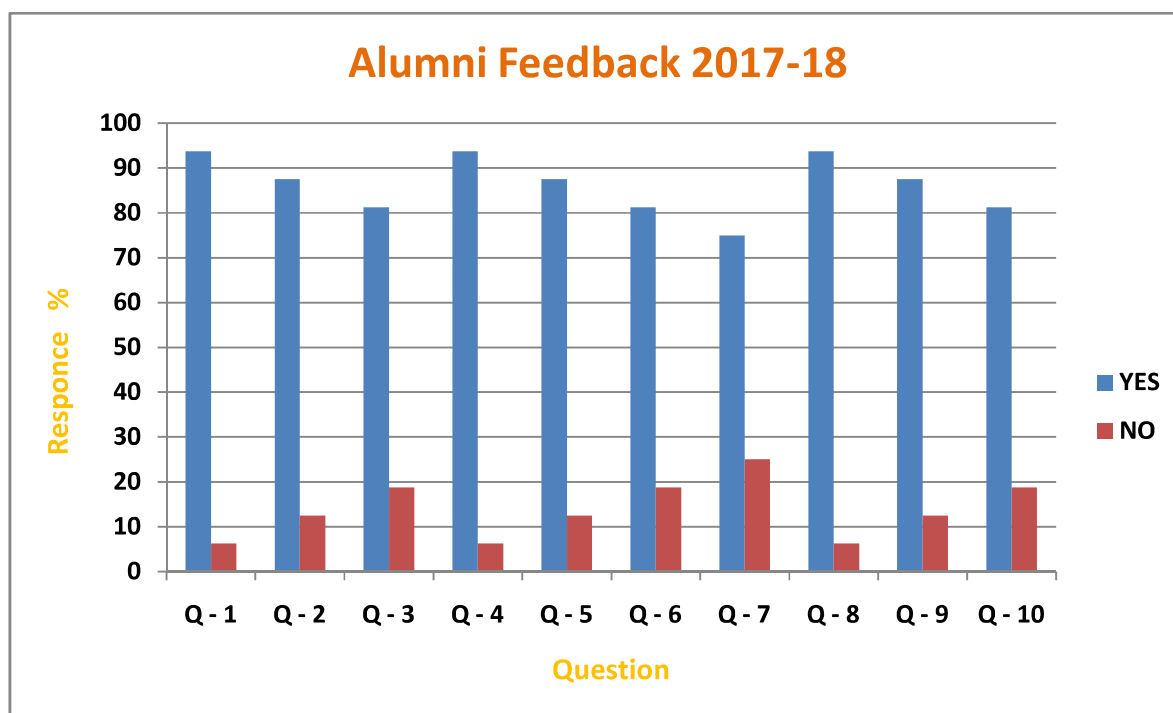
From the above table & diagram it is observed that the on an average 87 % parents are satisfied with the current content of the syllabus designed by Savitribai Phule Pune University Pune.

#### Alumni Feedback:

Our alumni are valuable for us. They provide us the inputs regarding improvement in facilities and employability of our students. We appeal our alumni to provide there sincere feedback on curriculum. We have received total **16** alumni online feedback on syllabus designed by Savitribai Phule Pune University Pune. Based on the comments of the alumni, the analysis is done as follows :

| Q. | Parameters                      | Response In % |       |       |      |
|----|---------------------------------|---------------|-------|-------|------|
|    |                                 | YES           |       | NO    |      |
|    |                                 | Total         | %     | Total | %    |
| 1. | Was the syllabus updated enough | 15            | 93.75 | 1     | 6.25 |

|                  |  |    |              |   |              |
|------------------|--|----|--------------|---|--------------|
| 2.               | Was the course content interesting   | 14 | 87.5         | 2 | 12.5         |
| 3.               | Did the course curriculum intellectually stimulate you   | 13 | 81.25        | 3 | 18.75        |
| 4.               | Was the course curriculum fulfilling your expectations   | 15 | 93.75        | 1 | 6.25         |
| 5.               | Does the syllabus create any interest to pursue post graduation / research in the particular subject | 14 | 87.5         | 2 | 12.5         |
| 6.               | Did the subject / course help in developing your personality   | 13 | 81.25        | 3 | 18.75        |
| 7.               | Were the subject applicable in your practical / daily life   | 12 | 75           | 4 | 25           |
| 8.               | Were reading material and references regarding curriculum / subject easily found                     | 15 | 93.75        | 1 | 6.25         |
| 9.               | Was the subject relevance to your job and the future aspirations                                     | 14 | 87.5         | 2 | 12.5         |
| 10.              | Does the syllabi is effective in enhancing team work abilities                                       | 13 | 81.25        | 3 | 18.75        |
| <b>Average %</b> |  |    | <b>86.25</b> |   | <b>13.75</b> |



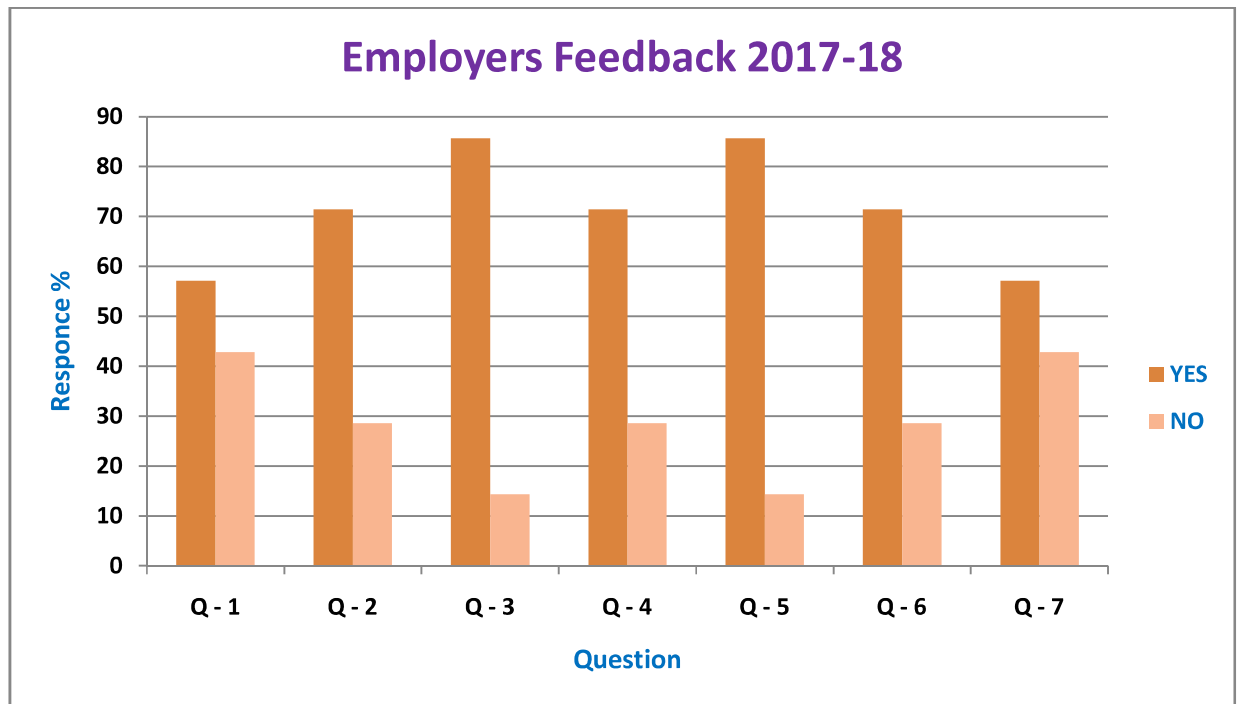


The above table & diagram shows that on an average more than 86% alumni's are satisfied with the current syllabus of the programmes B.A. & B.Com designed by Savitribai Phule Pune University, Pune.

### Employers Feedback:

Employer's feedback is collected and analyzed on the syllabus designed by Savitribai Phule Pune University Pune. We have received total **07** employer's online feedback for the current academic year.

| Q.               | Parameters  | Response In % |              |       |              |
|------------------|---|---------------|--------------|-------|--------------|
|                  |   | YES           |              | NO    |              |
|                  |   | Total         | %            | Total | %            |
| 1.               | Was the curriculum followed by the employee relevant for employability?     | 4             | 57.14        | 3     | 42.86        |
| 2.               | Whether the curriculum is effective in developing innovative thinking       | 5             | 71.43        | 2     | 28.57        |
| 3.               | Does the syllabus is effective in developing skill oriented human recourses | 6             | 85.71        | 1     | 14.29        |
| 4.               | Whether the syllabus is helpful for development of team work abilities      | 5             | 71.43        | 2     | 28.57        |
| 5.               | Does the current syllabus is need based                                     | 6             | 85.71        | 1     | 14.29        |
| 6.               | Does the syllabus is effective for development of entrepreneurship          | 5             | 71.43        | 2     | 28.57        |
| 7.               | Whether curriculum is effective for development of communication skills     | 4             | 57.14        | 3     | 42.86        |
| <b>Average %</b> |   |               | <b>71.43</b> |       | <b>28.57</b> |



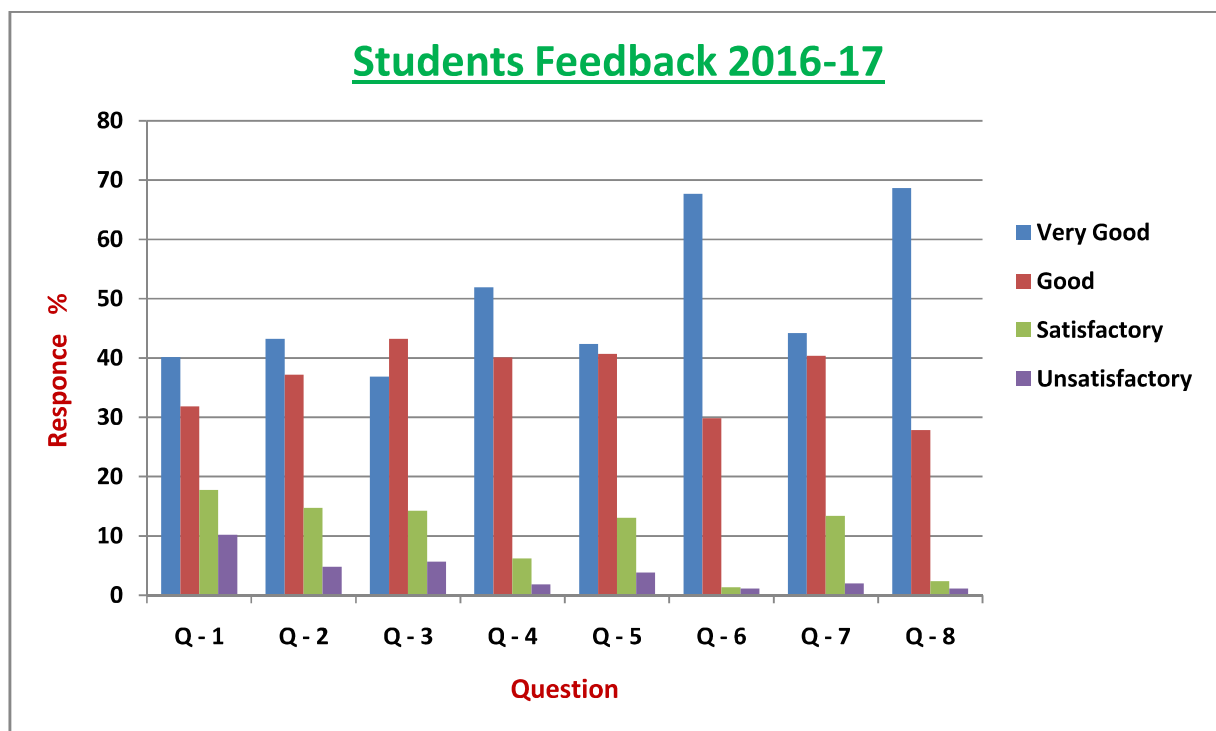
From the above table it is seen that the 71.43% employer satisfied the syllabus design by Savitribai Phule Pune University, Pune.

**Report of Analysis of Feedback on Curriculum Collected From Different Stakeholders  
Academic Year: 2016-2017**

**Students Feedback:**

The students are the most important stakeholders of Higher Education systems. The interest and participation of students at all levels in both internal quality assurance and external quality assurance have to play a central role. We have collected feedback from our students. A special five point scale feedback form on the curriculum is development. We have collect total **116** student's feedback on the syllabus of the various programmes designed by the Savitribai Phule Pune University, Pune.

| Q.               | Parameters  | Response In %  |              |                   |                     |
|------------------|---|----------------|--------------|-------------------|---------------------|
|                  |   | A<br>Very Good | B<br>Good    | C<br>Satisfactory | D<br>Unsatisfactory |
| 1.               | Depth of the Course, Content including project work if any  | 40.20          | 31.83        | 17.76             | 10.21               |
| 2.               | Extent of coverage of course  | 43.22          | 37.18        | 14.75             | 04.85               |
| 3.               | Applicability or relevance to real life situation   | 36.85          | 43.22        | 14.24             | 05.69               |
| 4.               | Learning value (in term of knowledge, concepts, manual skills, analytical abilities, & broadening perspectives) | 51.88          | 40.08        | 06.20             | 01.84               |
| 5.               | Clarity & relevance of textual reading material   | 42.38          | 40.70        | 13.07             | 03.85               |
| 6.               | Relevance of additional source material (Library)   | 67.66          | 29.82        | 01.35             | 01.17               |
| 7.               | Extent of effort required by students   | 44.22          | 40.37        | 13.40             | 02.01               |
| 8.               | Overall rating  | 68.66          | 27.82        | 02.35             | 01.17               |
| <b>Average %</b> |   | <b>49.38</b>   | <b>36.38</b> | <b>10.39</b>      | <b>3.85</b>         |



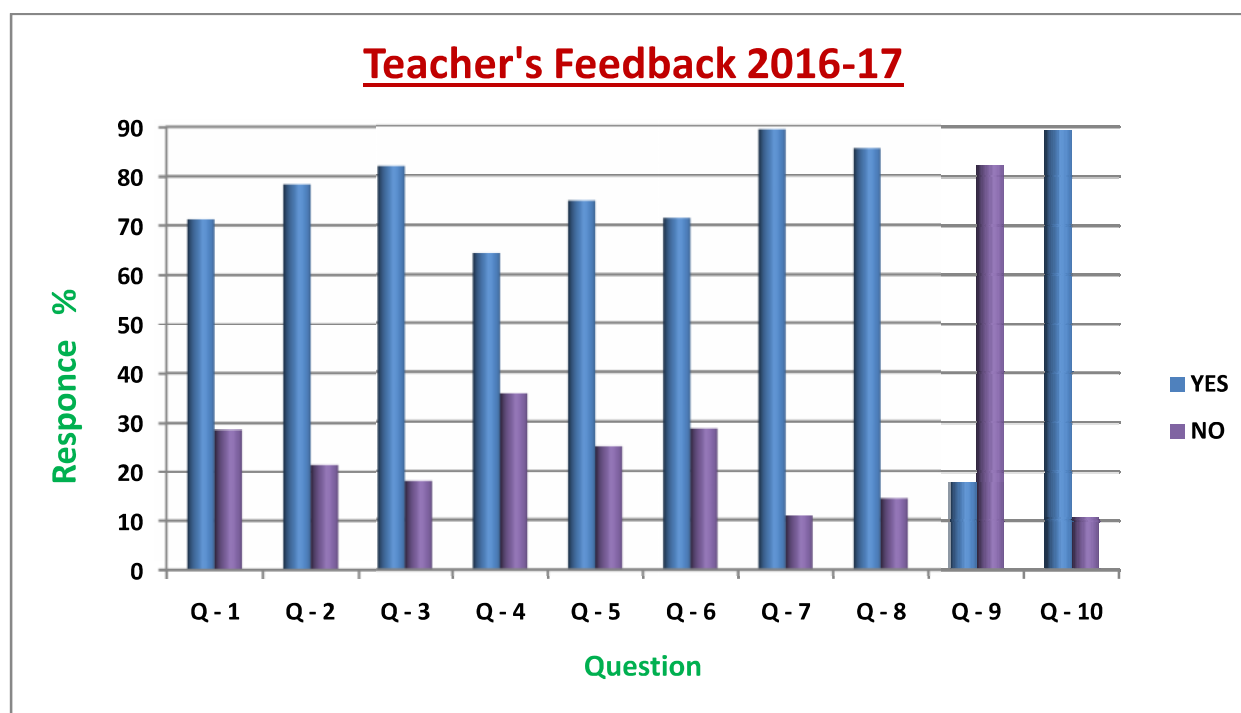
On an average 49.38% students are very good, 36.75% are good, 10.39% are satisfactory and 3.85% are unsatisfactory with the current syllabus of the various programmes designed by the Savitribai Phule Pune University, Pune.

### Teachers Feedback :

The college is affiliated to the Savitribai Phule Pune University, Pune and follows the prescribed curriculum. Feedback on curriculum is taken by the respective subject teachers regarding suggestions on improvement of the syllabus. We have collect **28** teachers feedback on the curriculum and analyzed.

| Q. | Parameters                                | Response In % |       |       |       |
|----|---|---------------|-------|-------|-------|
|    |   | YES           |       | NO    |       |
|    |   | Total         | %     | Total | %     |
| 1. | Does the syllabus reflect current content | 20            | 71.43 | 08    | 28.57 |
| 2. | Does the current syllabus is need based   | 22            | 78.57 | 06    | 21.43 |

|                  |  |    |              |    |              |
|------------------|--|----|--------------|----|--------------|
| 3.               | Are the programmes outcomes, programmes specific outcomes and course outcomes of the syllabi is well defined | 23 | 82.14        | 05 | 17.86        |
| 4.               | Is the syllabus heavy for the students   | 18 | 64.29        | 10 | 35.71        |
| 5.               | Does the course / programmes of studies carries sufficient number of optional papers                         | 21 | 75.00        | 07 | 25.00        |
| 6.               | Is the current syllabus / course content made interest in the subject area                                   | 20 | 71.43        | 08 | 28.57        |
| 7.               | Are the books prescribed / listed as reference materials relevant and updated                                | 25 | 89.29        | 03 | 10.71        |
| 8.               | Does the course contents fulfilled the need of students  | 24 | 85.71        | 04 | 14.29        |
| 9.               | Is there a need of review of the syllabus  | 5  | 17.86        | 23 | 82.14        |
| 10.              | Does the syllabus reflects good balance between theory and practical's                                       | 25 | 89.29        | 03 | 10.71        |
| <b>Average %</b> |  |    | <b>72.50</b> |    | <b>27.50</b> |

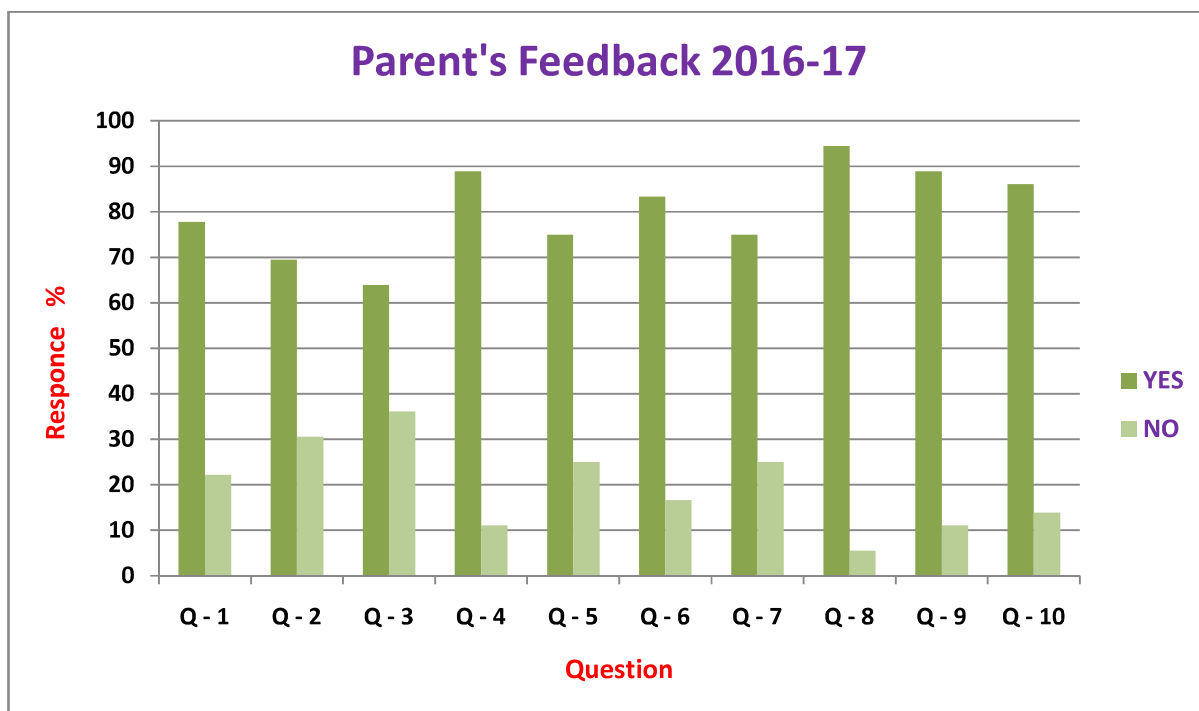


From the above table & diagram it is observed that the more than 71% teacher's rated the syllabus reflects current content, 78 % need based and 82.14% well defined. However, only 17.86% teachers rated there is need of review of the syllabus. On an average 72.50% teachers are satisfied with the current content of the syllabi.

### Parent Feedback:

The online feedback from the parents is collected on the current syllabus of the various programmes and analyzed. We have received total **36** parent's feedback on the current content of the syllabus. Analysis of the total **36** feedback received from the parents is done as follows:

| Q.               | Parameters  | Response In % |              |       |              |
|------------------|---|---------------|--------------|-------|--------------|
|                  |   | YES           |              | NO    |              |
|                  |   | Total         | %            | Total | %            |
| 1.               | Whether the syllabus of your child having current content   | 28            | 77.78        | 08    | 22.22        |
| 2.               | Does the content of the syllabus is heavy for your child  | 25            | 69.44        | 11    | 30.56        |
| 3.               | Whether the course curriculum intellectually motivate your child                                  | 23            | 63.89        | 13    | 36.11        |
| 4.               | Was the course curriculum fulfilling your child expectations                                      | 32            | 88.89        | 04    | 11.11        |
| 5.               | Does the course help in developing personality of your child                                      | 27            | 75.00        | 09    | 25.00        |
| 6.               | Were the course is applicable in daily life   | 30            | 83.33        | 06    | 16.67        |
| 7.               | Whether the child achieved the course outcomes after completing the courses                       | 27            | 75.00        | 09    | 25.00        |
| 8.               | Whether study tour or field visits are necessary for enhancing the learning ability of your child | 34            | 94.44        | 02    | 5.56         |
| 9.               | Does the syllabus is relevant to the solution for the local problems                              | 32            | 88.89        | 04    | 11.11        |
| 10.              | Does the your child gets adequate knowledge from the course                                       | 31            | 86.11        | 05    | 13.89        |
| <b>Average %</b> |   |               | <b>80.28</b> |       | <b>19.72</b> |



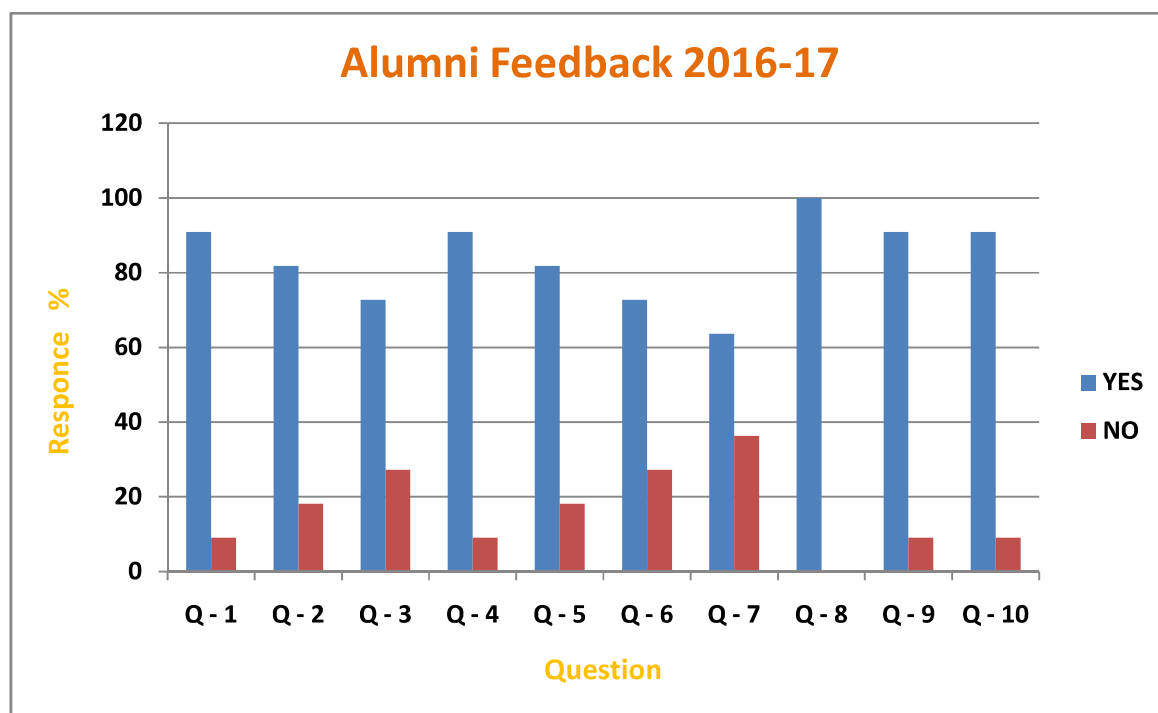
From the above table & daigram it is observed that the on an average 80 % parents are satisfied with the current content of the syllabus designed by Savitribai Phule Pune Univesity Pune.

#### Alumni Feedback:

Our alumni are valuable for us. They provide us the inputs regarding improvement in facilities and employability of our students. We appeal our alumni to provide there sincere feedback on curriculum. We have received total **11** alumni online feedback on syllabus designed by Savitribai Phule Pune University Pune. Based on the comments of the alumni, the analysis is done as follows :

| Q. | Parameters                      | Response In % |       |       |       |
|----|---------------------------------|---------------|-------|-------|-------|
|    |                                 | YES           |       | NO    |       |
|    |                                 | Total         | %     | Total | %     |
| 1. | Was the syllabus updated enough | 10            | 90.91 | 01    | 09.09 |

|                  |  |    |              |    |              |
|------------------|--|----|--------------|----|--------------|
| 2.               | Was the course content interesting   | 09 | 81.82        | 02 | 18.18        |
| 3.               | Did the course curriculum intellectually stimulate you   | 08 | 72.73        | 03 | 27.27        |
| 4.               | Was the course curriculum fulfilling your expectations   | 10 | 90.91        | 01 | 09.09        |
| 5.               | Does the syllabus create any interest to pursue post graduation / research in the particular subject | 09 | 81.82        | 02 | 18.18        |
| 6.               | Did the subject / course help in developing your personality   | 08 | 72.73        | 03 | 27.27        |
| 7.               | Were the subject applicable in your practical / daily life   | 07 | 63.64        | 04 | 36.36        |
| 8.               | Were reading material and references regarding curriculum / subject easily found                     | 11 | 100.00       | 00 | 00.00        |
| 9.               | Was the subject relevance to your job and the future aspirations                                     | 10 | 90.91        | 01 | 09.09        |
| 10.              | Does the syllabi is effective in enhancing team work abilities                                       | 10 | 90.91        | 01 | 09.09        |
| <b>Average %</b> |  |    | <b>83.64</b> |    | <b>16.36</b> |



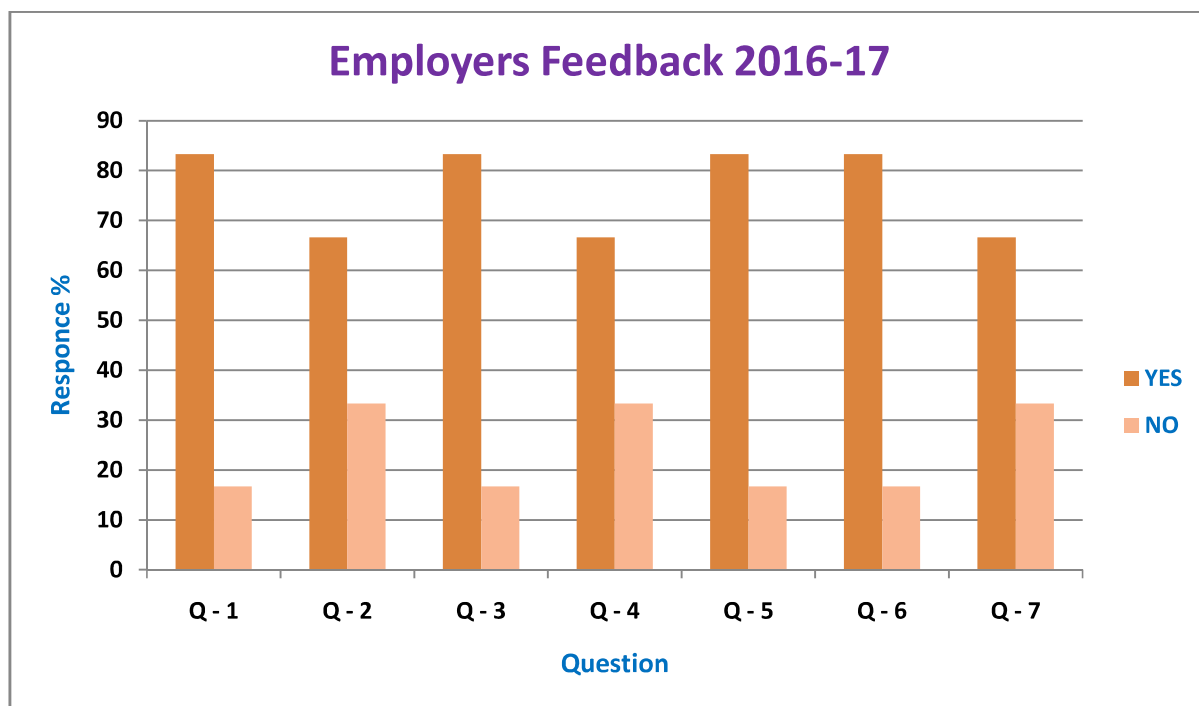


The above table & diagram shows that on an average more than 83% alumni's are satisfied with the current syllabus of the programmes B.A. & B.Com designed by Savitribai Phule Pune University, Pune.

### Employers Feedback:

Employer's feedback is collected and analyzed on the syllabus designed by Savitribai Phule Pune University Pune. We have received total **06** employer's online feedback for the current academic year.

| Q.               | Parameters  | Response In % |              |       |              |
|------------------|---|---------------|--------------|-------|--------------|
|                  |   | YES           |              | NO    |              |
|                  |   | Total         | %            | Total | %            |
| 1.               | Was the curriculum followed by the employee relevant for employability?     | 05            | 83.33        | 01    | 16.67        |
| 2.               | Whether the curriculum is effective in developing innovative thinking       | 04            | 66.67        | 02    | 33.33        |
| 3.               | Does the syllabus is effective in developing skill oriented human recourses | 05            | 83.33        | 01    | 16.67        |
| 4.               | Whether the syllabus is helpful for development of team work abilities      | 04            | 66.67        | 02    | 33.33        |
| 5.               | Does the current syllabus is need based                                     | 05            | 83.33        | 01    | 16.67        |
| 6.               | Does the syllabus is effective for development of entrepreneurship          | 05            | 83.33        | 01    | 16.67        |
| 7.               | Whether curriculum is effective for development of communication skills     | 04            | 66.67        | 02    | 33.33        |
| <b>Average %</b> |   |               | <b>76.19</b> |       | <b>23.81</b> |



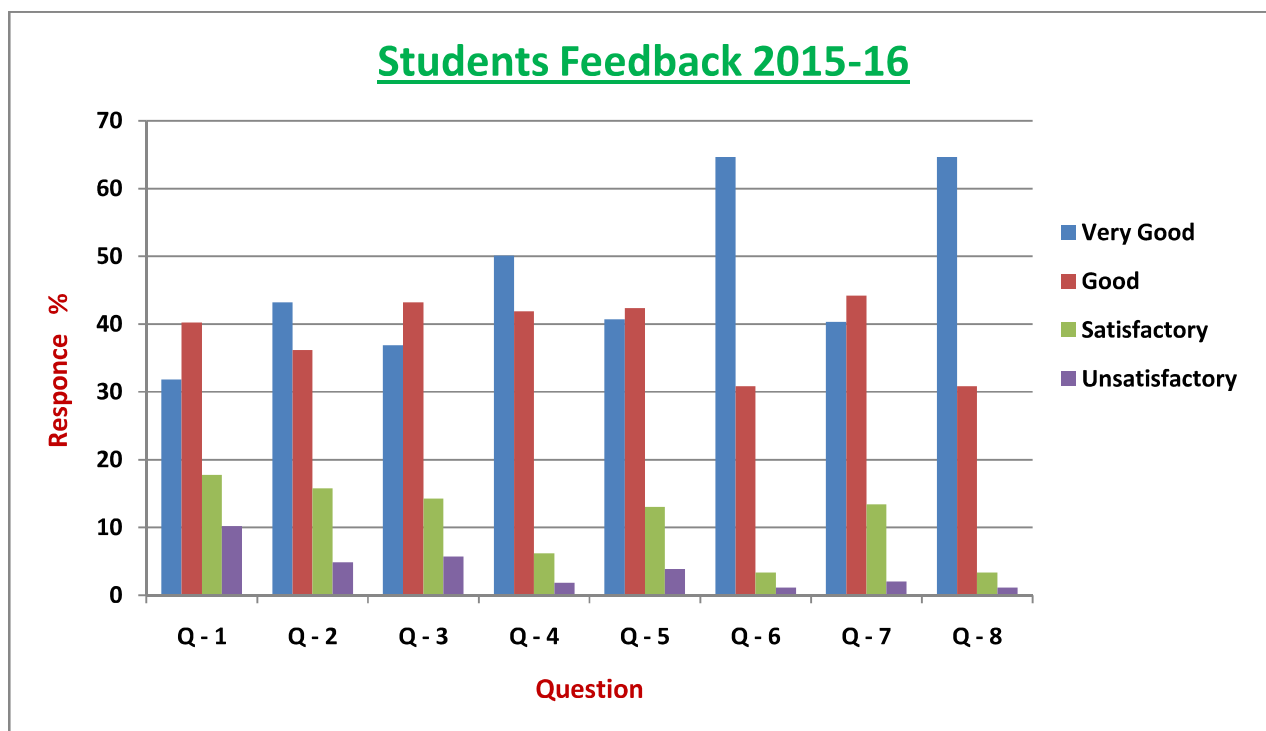
From the above table & diagram it is seen that the 76.19% employer satisfied the syllabus design by Savitribai Phule Pune University, Pune.

## Report of Analysis of Feedback on Curriculum Collected From Different Stakeholders Academic Year: 2015-2016

### Students Feedback:

The students are the most important stakeholders of Higher Education systems. The interest and participation of students at all levels in both internal quality assurance and external quality assurance have to play a central role. We have collected feedback from our students. A special five point scale feedback form on the curriculum is development. We have collect total **136** student's feedback on the syllabus of the various programmes designed by the Savitribai Phule Pune University, Pune.

| Q.               | Parameters  | Response In %  |              |                   |                     |
|------------------|---|----------------|--------------|-------------------|---------------------|
|                  |   | A<br>Very Good | B<br>Good    | C<br>Satisfactory | D<br>Unsatisfactory |
| 1.               | Depth of the Course, Content including project work if any  | 31.83          | 40.20        | 17.76             | 10.21               |
| 2.               | Extent of coverage of course  | 43.22          | 36.18        | 15.75             | 04.85               |
| 3.               | Applicability or relevance to real life situation   | 36.85          | 43.22        | 14.24             | 05.69               |
| 4.               | Learning value (in term of knowledge, concepts, manual skills, analytical abilities, & broadening perspectives) | 50.08          | 41.88        | 06.20             | 01.84               |
| 5.               | Clarity & relevance of textual reading material   | 40.70          | 42.38        | 13.07             | 03.85               |
| 6.               | Relevance of additional source material (Library)   | 64.66          | 30.82        | 03.35             | 01.17               |
| 7.               | Extent of effort required by students   | 40.37          | 44.22        | 13.40             | 02.01               |
| 8.               | Overall rating  | 64.66          | 30.82        | 03.35             | 01.17               |
| <b>Average %</b> |   | <b>46.55</b>   | <b>38.72</b> | <b>10.89</b>      | <b>3.85</b>         |



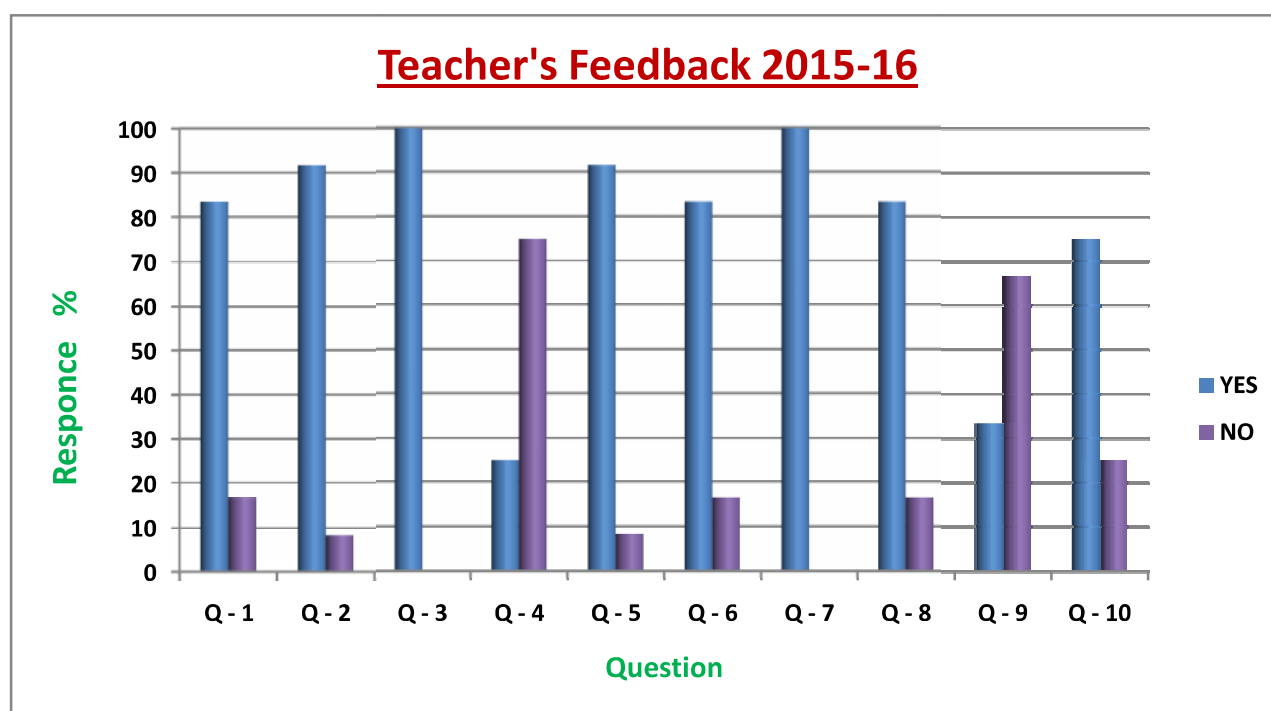
On an average 46.55% students are very good, 38.72% are good, 10.89% are satisfactory and 3.85% are unsatisfactory with the current syllabus of the various programmes designed by the Savitribai Phule Pune University, Pune.

### Teachers Feedback :

The college is affiliated to the Savitribai Phule Pune University, Pune and follows the prescribed curriculum. Feedback on curriculum is taken by the respective subject teachers regarding suggestions on improvement of the syllabus. We have collect **12** teachers feedback on the curriculum and analyzed.

| Q. | Parameters                                | Response In % |       |       |       |
|----|---|---------------|-------|-------|-------|
|    |   | YES           |       | NO    |       |
|    |   | Total         | %     | Total | %     |
| 1. | Does the syllabus reflect current content | 10            | 83.33 | 02    | 16.67 |
| 2. | Does the current syllabus is need based   | 11            | 91.67 | 01    | 8.33  |

|                  |  |    |              |    |              |
|------------------|--|----|--------------|----|--------------|
| 3.               | Are the programmes outcomes, programmes specific outcomes and course outcomes of the syllabi is well defined | 12 | 100.00       | 00 | 0.00         |
| 4.               | Is the syllabus heavy for the students   | 03 | 25.00        | 09 | 75.00        |
| 5.               | Does the course / programmes of studies carries sufficient number of optional papers                         | 11 | 91.67        | 01 | 8.33         |
| 6.               | Is the current syllabus / course content made interest in the subject area                                   | 10 | 83.33        | 02 | 16.67        |
| 7.               | Are the books prescribed / listed as reference materials relevant and updated                                | 12 | 100.00       | 00 | 0.00         |
| 8.               | Does the course contents fulfilled the need of students  | 10 | 83.33        | 02 | 16.67        |
| 9.               | Is there a need of review of the syllabus  | 04 | 33.33        | 08 | 66.67        |
| 10.              | Does the syllabus reflects good balance between theory and practical's                                       | 09 | 75.00        | 03 | 25.00        |
| <b>Average %</b> |  |    | <b>76.67</b> |    | <b>23.33</b> |

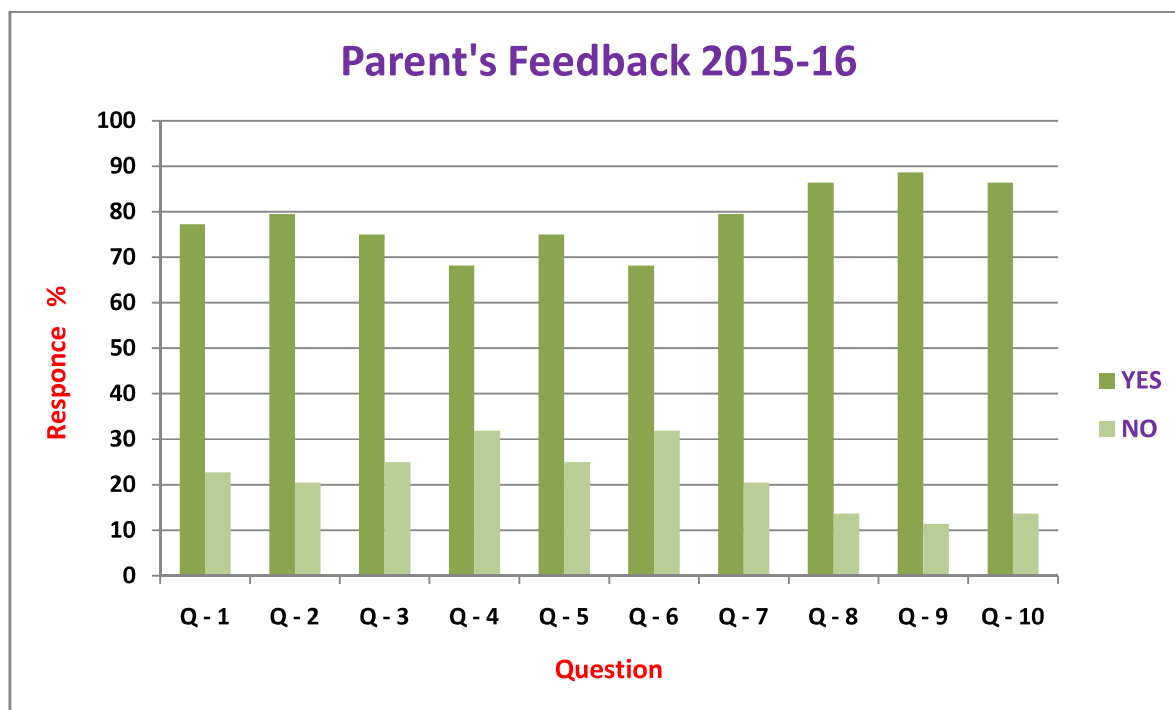


From the above table & diagram it is observed that the more than 83 % teacher's rated the syllabus reflects current content, 91.67 % need based and well defined. However, 33.33 % teachers rated there is need of review of the syllabus. On an average more than 76.67 % teachers are satisfied with the current content of the syllabi.

### Parent Feedback:

The online feedback from the parents is collected on the current syllabus of the various programmes and analyzed. We have received total **44** parent's feedback on the current content of the syllabus. Analysis of the total **44** feedback received from the parents is done as follows:

| Q.               | Parameters  | Response In % |              |       |              |
|------------------|---|---------------|--------------|-------|--------------|
|                  |   | YES           |              | NO    |              |
|                  |   | Total         | %            | Total | %            |
| 1.               | Whether the syllabus of your child having current content   | 34            | 77.27        | 10    | 22.73        |
| 2.               | Does the content of the syllabus is heavy for your child  | 35            | 79.55        | 09    | 20.45        |
| 3.               | Whether the course curriculum intellectually motivate your child                                  | 33            | 75.00        | 11    | 25.00        |
| 4.               | Was the course curriculum fulfilling your child expectations                                      | 30            | 68.18        | 14    | 31.82        |
| 5.               | Does the course help in developing personality of your child                                      | 33            | 75.00        | 11    | 25.00        |
| 6.               | Were the course is applicable in daily life   | 30            | 68.18        | 14    | 31.82        |
| 7.               | Whether the child achieved the course outcomes after completing the courses                       | 35            | 79.55        | 09    | 20.45        |
| 8.               | Whether study tour or field visits are necessary for enhancing the learning ability of your child | 38            | 86.36        | 06    | 13.64        |
| 9.               | Does the syllabus is relevant to the solution for the local problems                              | 39            | 88.64        | 05    | 11.36        |
| 10.              | Does the your child gets adequate knowledge from the course                                       | 38            | 86.36        | 06    | 13.64        |
| <b>Average %</b> |   |               | <b>78.41</b> |       | <b>21.59</b> |



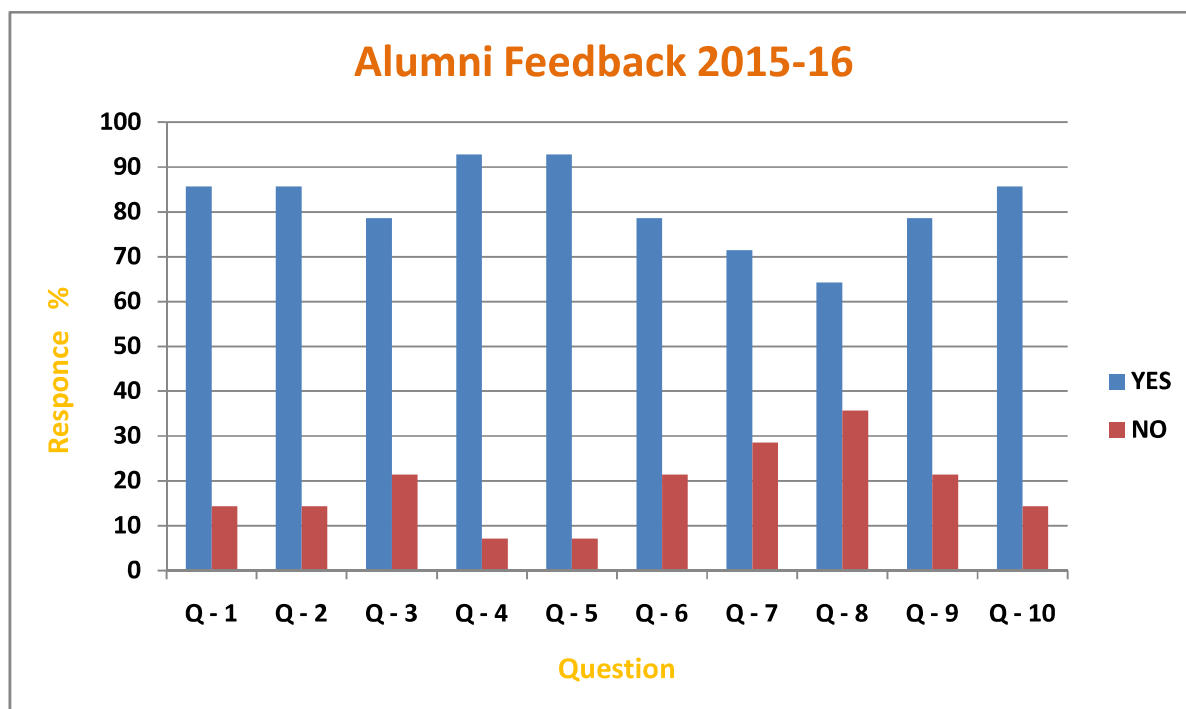
From the above table & diagram it is observed that the on an average 78 % parents are satisfied with the current content of the syllabus designed by Savitribai Phule Pune University Pune.

#### Alumni Feedback:

Our alumni are valuable for us. They provide us the inputs regarding improvement in facilities and employability of our students. We appeal our alumni to provide there sincere feedback on curriculum. We have received total **14** alumni online feedback on syllabus designed by Savitribai Phule Pune University Pune. Based on the comments of the alumni, the analysis is done as follows :

| Q. | Parameters                         | Response In % |       |       |       |
|----|------------------------------------|---------------|-------|-------|-------|
|    |                                    | YES           |       | NO    |       |
|    |                                    | Total         | %     | Total | %     |
| 1. | Was the syllabus updated enough    | 12            | 85.71 | 2     | 14.29 |
| 2. | Was the course content interesting | 12            | 85.71 | 2     | 14.29 |

|                  |  |    |              |   |              |
|------------------|--|----|--------------|---|--------------|
| 3.               | Did the course curriculum intellectually stimulate you   | 11 | 78.57        | 3 | 21.43        |
| 4.               | Was the course curriculum fulfilling your expectations   | 13 | 92.86        | 1 | 7.14         |
| 5.               | Does the syllabus create any interest to pursue post graduation / research in the particular subject | 13 | 92.86        | 1 | 7.14         |
| 6.               | Did the subject / course help in developing your personality   | 11 | 78.57        | 3 | 21.43        |
| 7.               | Were the subject applicable in your practical / daily life   | 10 | 71.43        | 4 | 28.57        |
| 8.               | Were reading material and references regarding curriculum / subject easily found                     | 9  | 64.29        | 5 | 35.71        |
| 9.               | Was the subject relevance to your job and the future aspirations                                     | 11 | 78.57        | 3 | 21.43        |
| 10.              | Does the syllabi is effective in enhancing team work abilities                                       | 12 | 85.71        | 2 | 14.29        |
| <b>Average %</b> |  |    | <b>81.43</b> |   | <b>18.57</b> |



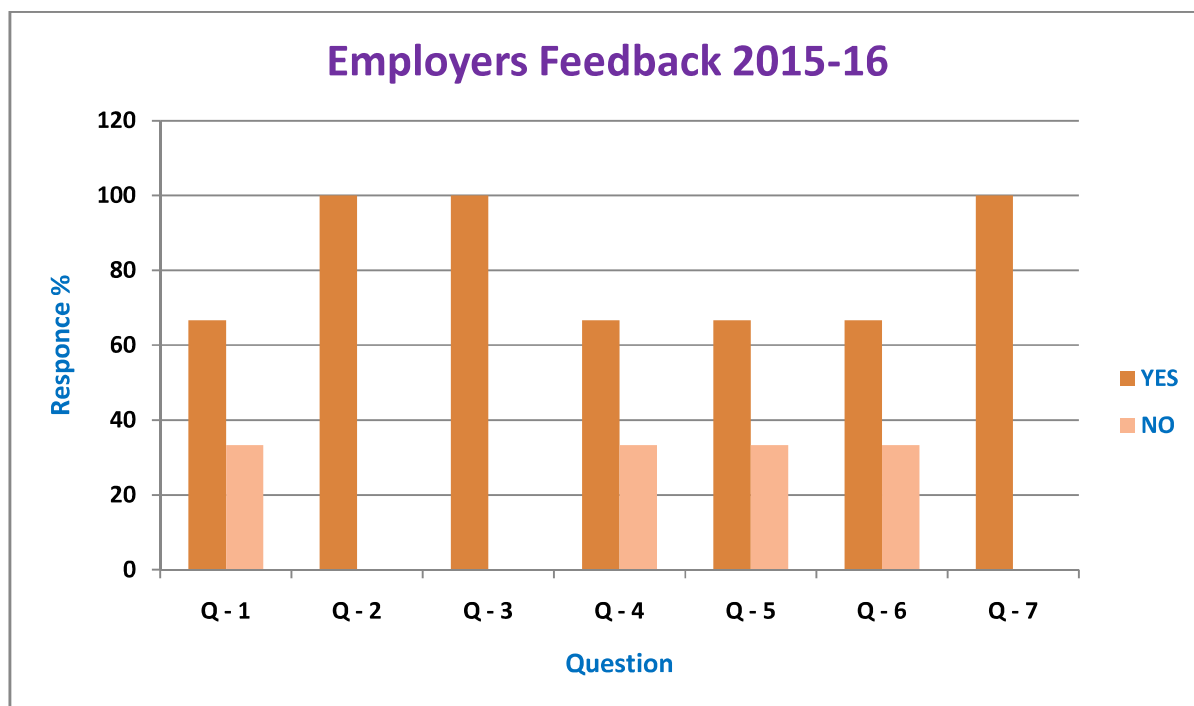


The above table shows that on an average more than 81% alumni's are satisfied with the current syllabus of the programmes B.A. & B.Com designed by Savitribai Phule Pune University, Pune.

### Employers Feedback:

Employer's feedback is collected and analyzed on the syllabus designed by Savitribai Phule Pune University Pune. We have received total **03** employer's online feedback for the current academic year.

| Q.               | Parameters  | Response In % |              |       |              |
|------------------|---|---------------|--------------|-------|--------------|
|                  |   | YES           |              | NO    |              |
|                  |   | Total         | %            | Total | %            |
| 1.               | Was the curriculum followed by the employee relevant for employability?     | 2             | 66.67        | 1     | 33.33        |
| 2.               | Whether the curriculum is effective in developing innovative thinking       | 3             | 100.00       | 0     | 0.00         |
| 3.               | Does the syllabus is effective in developing skill oriented human recourses | 3             | 100.00       | 0     | 0.00         |
| 4.               | Whether the syllabus is helpful for development of team work abilities      | 2             | 66.67        | 1     | 33.33        |
| 5.               | Does the current syllabus is need based                                     | 2             | 66.67        | 1     | 33.33        |
| 6.               | Does the syllabus is effective for development of entrepreneurship          | 2             | 66.67        | 1     | 33.33        |
| 7.               | Whether curriculum is effective for development of communication skills     | 3             | 100.00       | 0     | 0.00         |
| <b>Average %</b> |   |               | <b>80.95</b> |       | <b>19.05</b> |



From the above table & diagram it is seen that the 100% employer say that the curriculum is effective for development of communication skills and developing innovation . More than 66 % employers rated that the curriculum is need based & developing entrepreneurship. In an average 81 % employer satisfied the syllabus design by Savitribai Phule Pune University, Pune.



MARATHA VIDYA PRASARAK SAMAJ'S

ARTS AND COMMERCE COLLEGE, VADNER BHAIRAV, TAL – CHANDWAD DIST- NASHIK (M.S.)

ACTION TAKEN REPORT 2015-2016



| Sr. No | Feedback Received from | Feedback Received Report  | Action Taken in Director Meeting  |
|--------|------------------------|---|---|
| 1.     | Student's              | <ul style="list-style-type: none"><li>• Many of the student have mention appoint full time physical director</li><li>• Feedback on curriculum</li><li>• Poor performance of Marathi teacher</li></ul> | <ul style="list-style-type: none"><li>• Director will appointing full time physical director</li><li>• Feedback report send to Savitribai Phule Pune University</li><li>• Change the teacher of Marathi subject</li></ul> |
| 2.     | Parent's               | <ul style="list-style-type: none"><li>• Feedback on curriculum</li><li>• Instalment facility in college fees</li></ul>  | <ul style="list-style-type: none"><li>• Feedback report send to Savitribai Phule Pune University</li><li>• College give instalment facility in college fees</li></ul>   |
| 3.     | Alumni                 | <ul style="list-style-type: none"><li>• Feedback on curriculum</li></ul>  | <ul style="list-style-type: none"><li>• Feedback report send to Savitribai Phule Pune University</li></ul>  |
| 4.     | Teacher's              | <ul style="list-style-type: none"><li>• Feedback on curriculum</li><li>• Arability of PC</li></ul>  | <ul style="list-style-type: none"><li>• Feedback report send to Savitribai Phule Pune University</li><li>• Purchase new PC as requirement</li></ul>   |

*for*

Director

Ex.MLA Mr. Shirishkumar Kotwal

*S.B. Shinde*  
Head Clerk

(Mr. S.B.Shinde)

*A.L. Bhagat*

(A.L.Bhagat)  
**PRINCIPAL**  
Arts & Commerce College  
Vadner Bhairav,  
Tal. Chandwad (Nashik)





MARATHA VIDYA PRASARAK SAMAJ'S

ARTS AND COMMERCE COLLEGE, VADNER BHAIRAV, TAL – CHANDWAD DIST- NASHIK (M.S.)



ACTION TAKEN REPORT 2016-17

| Sr. No | Feedback Received from | Feedback Received Report   | Action Taken in Director Meeting   |
|--------|------------------------|--|--|
| 1.     | Student's              | <ul style="list-style-type: none"><li>• Mostly girl student problem of travelling</li><li>• Feedback on curriculum</li></ul> | <ul style="list-style-type: none"><li>• Director has permitted purchase new bus</li><li>• Feedback report send to Savitribai Phule Pune University</li></ul> |
| 2.     | Parent's               | <ul style="list-style-type: none"><li>• Increase bus rout</li><li>• Feedback on curriculum</li></ul>                         | <ul style="list-style-type: none"><li>• Director has permitted purchase new bus</li><li>• Feedback report send to Savitribai Phule Pune University</li></ul> |
| 3.     | Alumni                 | <ul style="list-style-type: none"><li>• Start PG courses</li><li>• Feedback on curriculum</li></ul>                          | <ul style="list-style-type: none"><li>• After NAAC accreditation PG will start</li><li>• Feedback report send to Savitribai Phule Pune University</li></ul>  |
| 4.     | Teacher's              | <ul style="list-style-type: none"><li>• Feedback on curriculum</li></ul>   | <ul style="list-style-type: none"><li>• Feedback report send to Savitribai Phule Pune University</li></ul>   |

Director

Ex.MLA Mr. Uttambaba Bhalerao

Head Clerk

(Mr. S.B.Shinde)

(A.L.Bhagat)

PRINCIPAL

Arts & Commerce College

Vadner Bhairav,


Tal. Chandwad (Nasik)





MARATHA VIDYA PRASARAK SAMAJ'S

ARTS AND COMMERCE COLLEGE, VADNER BHAIRAV, TAL – CHANDWAD DIST- NASHIK (M.S.)



ACTION TAKEN REPORT 2017-18

| Sr. No | Feedback Received from | Feedback Received Report  | Action Taken in IQAC Meeting   |
|--------|------------------------|---|--|
| 1.     | Student's              | <ul style="list-style-type: none"><li>• Girl student demand sanitary pad machine</li><li>• Feedback on curriculum</li><li>• Average performance of economics teacher</li><li>• Student computer</li></ul> | <ul style="list-style-type: none"><li>• Machine has started in ladies common room</li><li>• Feedback report send to Savitribai Phule Pune University</li><li>• Warning &amp; chance to improve its performance</li><li>• College purchase N-computing &amp; develop computer lab for student</li></ul> |
| 2.     | Parent's               | <ul style="list-style-type: none"><li>• Feedback on curriculum</li><li>• Refreshment facility in college area</li><li>• Study library of student</li></ul>  | <ul style="list-style-type: none"><li>• Feedback report send to Savitribai Phule Pune University</li><li>• Start college canteen</li><li>• College furnished 72 seat capacity library</li></ul>  |
| 3.     | Alumni                 | <ul style="list-style-type: none"><li>• Feedback on curriculum</li><li>• Start PG courses</li></ul>   | <ul style="list-style-type: none"><li>• Feedback report send to Savitribai Phule Pune University</li><li>• After NAAC accreditation PG will start</li></ul>  |
| 4.     | Teacher's              | <ul style="list-style-type: none"><li>• Feedback on curriculum</li><li>• College under CCTV supervision</li></ul>   | <ul style="list-style-type: none"><li>• Feedback report send to Savitribai Phule Pune University</li><li>• College has under CCTV supervision</li></ul>  |

Director

Ex.MLA Mr. Uttambaba Bhalerao

Head Clerk

(Mr. S.B.Shinde)

(A.L.Bhagat)  
PRINCIPAL

Arts & Commerce College  
Vadner Bhairav,  
Tal. Chandwad (Nashik)





MARATHA VIDYA PRASARAK SAMAJ'S

ARTS AND COMMERCE COLLEGE, VADNER BHAIRAV, TAL – CHANDWAD DIST- NASHIK (M.S.)



ACTION TAKEN REPORT 2018-19


| Sr. No | Feedback Received from | Feedback Received Report   | Action Taken in IQAC Meeting   |
|--------|------------------------|--|--|
| 1.     | Student's              | <ul style="list-style-type: none"><li>• Low performance of English teacher</li><li>• Feedback on curriculum</li><li>• Improve Wi-Fi network in all college area</li><li>• Gymkhana facility after college time</li></ul> | <ul style="list-style-type: none"><li>• Transfer this teacher to other college</li><li>• Feedback report send to Savitribai Phule Pune University</li><li>• Install additional Wi-Fi routers</li><li>• Gymkhana is open to full day 08 AM to 08 PM</li></ul>           |
| 2.     | Parent's               | <ul style="list-style-type: none"><li>• Feedback on curriculum</li><li>• Start B.Sc</li><li>• Xerox facility for student</li><li>• Cast / income Certificate camp</li></ul>  | <ul style="list-style-type: none"><li>• Feedback report send to Savitribai Phule Pune University</li><li>• After NAAC accreditation B.Sc will start</li><li>• College provided Xerox facility to student</li><li>• From next year get certificate in college</li></ul> |
| 3.     | Alumni                 | <ul style="list-style-type: none"><li>• Feedback on curriculum</li></ul>   | <ul style="list-style-type: none"><li>• Feedback report send to Savitribai Phule Pune University</li></ul>   |
| 4.     | Teacher's              | <ul style="list-style-type: none"><li>• Feedback on curriculum</li></ul>   | <ul style="list-style-type: none"><li>• Feedback report send to Savitribai Phule Pune University</li></ul>   |

  
IQAC Coordinator

Dr. D. D. Gavhane

  
Head Clerk

(Mr. S.B. Shinde)

  
(A.L. Bhagat)  
PRINCIPAL  
Arts & Commerce College  
Vadner Bhairav,  
Tal. Chandwad (Nashik)



MARATHA VIDYA PRASARAK SAMAJ'S

ARTS AND COMMERCE COLLEGE, VADNER BHAIRAV, TAL – CHANDWAD DIST- NASHIK (M.S.)



ACTION TAKEN REPORT 2019-20


| Sr. No | Feedback Received from | Feedback Received Report   | Action Taken in IQAC Meeting  |
|--------|------------------------|--|---|
| 1.     | Student's              | <ul style="list-style-type: none"><li>• Feedback on curriculum</li></ul>   | <ul style="list-style-type: none"><li>• Feedback report send to Savitribai Phule Pune University</li></ul>  |
| 2.     | Parent's               | <ul style="list-style-type: none"><li>• To start BA (English)</li><li>• Feedback on curriculum</li><li>• After covid 19 precaution</li></ul> | <ul style="list-style-type: none"><li>• Start English special in next academic year</li><li>• Feedback report send to Savitribai Phule Pune University</li><li>• College follow all precaution measures</li></ul> |
| 3.     | Alumni                 | <ul style="list-style-type: none"><li>• Feedback on curriculum</li></ul>   | <ul style="list-style-type: none"><li>• Feedback report send to Savitribai Phule Pune University</li></ul>  |
| 4.     | Teacher's              | <ul style="list-style-type: none"><li>• Feedback on curriculum</li></ul>   | <ul style="list-style-type: none"><li>• Feedback report send to Savitribai Phule Pune University</li></ul>  |

  
IQAC Coordinator

Dr. D. D. Gavhane

  
Head Clerk

(Mr. S.B. Shinde)

  
(A.L. Bhagat)  
PRINCIPAL  
Arts & Commerce College  
Vadner Bhairav,  
Tal. Chandwad (Nashik)



Back Compose Reply Reply all Forward Delete Print Junk Mark More

Move to...

- Inbox 756
- Drafts
- Sent
- Junk
- Trash

Feedback on Design & Review of Syllabus 2019-20

Message 1 of 168

From NDMPVS Arts & Commerce CollegeChandwad. 👤  
To Deputy Register Academics 👤  
Date Tue, 30 Jun 2020 13:56:24 +0530

To,  
The Deputy Registrar,  
Academic Section,  
SPPU,  
Pune - 07  
**Sub : Regarding to submission of the feedback analysis report on  
Design & Review of Syllabus received from all stakeholders**

Respected S/M,

With reference to above mention subject our college has been received the feedback on **Design & Review of Syllabus** from different stockholders. The analysis report of the same is sending for your kind information & necessary action. You are kindly requested to acknowledge the same & incorporate if possible

Thanking you,

--  
Maratha Vidya Prasarak Samaj Arts & Commerce College Vadner Bhairav Addr: Vadner Bhairav Ta: Chandwad Dist: Nashik

